



Electrolux

ELECTROLUX HOME PRODUCTS PTY LTD

ABN 51 004 762 341


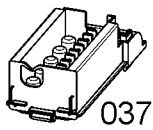

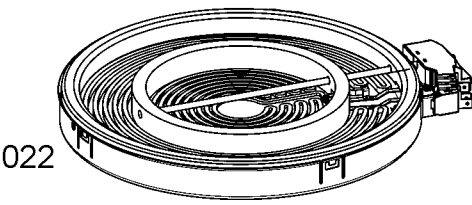
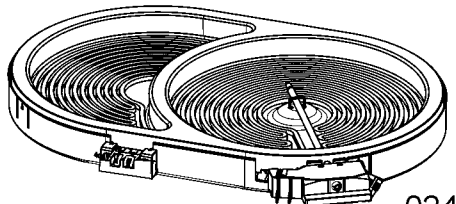

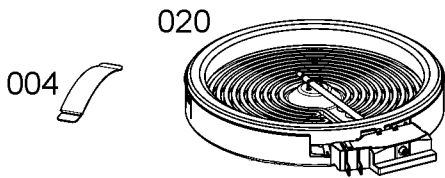
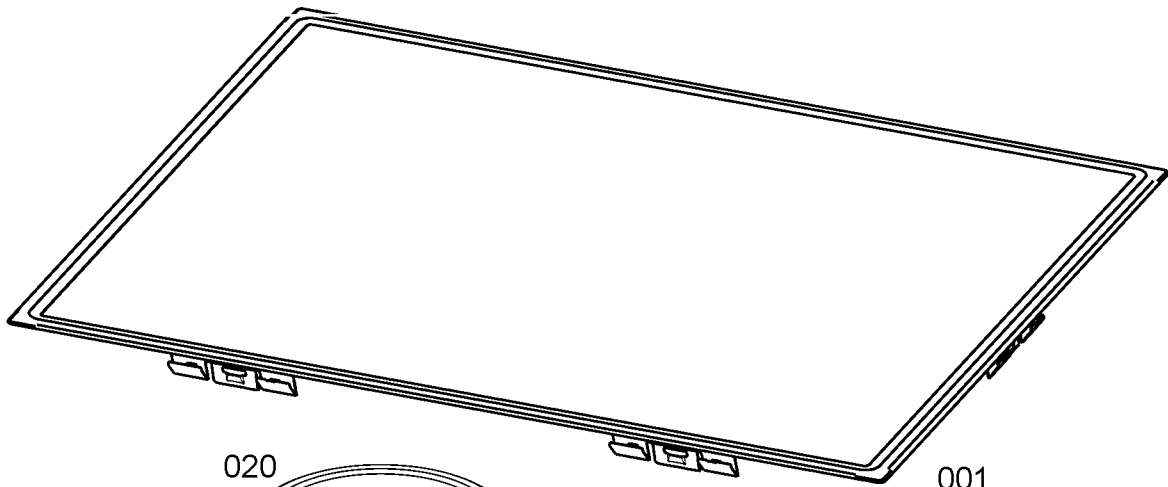
Technical Publication N° CE1195

Issue: 1
Date: 2/18

AEG

CERAMIC COOKTOP ML02

MODEL HK654070XB
PNC 949595011 02



Exploded view no.: P00003024563
P00003126455

Matrix	PNC	ELC	ProdDate	Model
A	949595011	02	20170102	HK654070XB LB4

Pos	Part No.	Matrix	Description
001	5551122764	A	Cooking top with frame,inox,AEG,576x516mm, LB4
002	3875210001	A	Anti-strain clip
003	3875037644	A	Not configured electronic,user interface board,Kite
003	9825619433106	A	Configured electronic,user interface board,Kite
004	5617068001	A	Spring,radiant heater
020	3890800216	A	Radiant heater,140mm,230V,1200W
022	3890806213	A	Radiant heater,triple zone,210/120mm,230V,2300W
024	3890808250	A	Radiant heater,triple zone,oval,170x265mm,230V,2400W
030	140046374017	A	Power board,Nanda Devi,10 relays
034	5613972305	A	Carrier,power board,HOC/Everest/NandaDev
037	5610973025	A	Terminal,connection,4p
999	3304736030	A	Harness,user interface board,power board,XC01<->BB01
999	3871065011	A	Scraper,glass
999	4055348884	A	Kit,mounting bracket,cooking top with frame,8pcs
999	8673325299	A	User manual,EN DE FR
999	8673325307	A	User manual,NL IT ES
999	8673325315	A	User manual,ET LV LT
999	8673325323	A	User manual,CS SK UK
999	8673325331	A	User manual,AR
999	8996698013555	A	Bridge,connection,connection

Kennzeichen	Beschreibung	Description
a1o	Schalter 7-Takt VL	switch 7-step front left
a2o	Schalter 7-Takt HL	switch 7-step rear left
a3o	Schalter 7-Takt HR	switch 7-step rear right
a4o	Schalter 7-Takt VR	switch 7-step front right
a7o (a7.1)	BO Schalter Hauptbratofen	heating mode selector main oven
a8o	BO Schalter Kleinbratofen	heating mode selector top oven
a15	Touhschalter elektron. Warmhalteplatte	LTC (Low Temp. Cooking) switch
a31	Energierегler VL	touch electronic switch warming zone
a32	Energierегler HL	energy regulator front left
a33	Energierегler HR	energy regulator rear left
a34	Energierегler VR	energy regulator rear right
a61	Touchschalter elektron. VL	touch electronic switch front left
a62	Touchschalter elektron. HL	touch electronic switch rear left
a73	Touchschalter elektron. HR	touch electronic switch rear right
a84	Touchschalter elektron. VR	touch electronic switch front right
A1	Ventil Abluft	actuator exhaust
A2	Ventil Entdampfen	actuator desteam
b3	Buchse Fleischthermometer	socket meatprobe
BOF	BO Schalter Funktion	mode selector function
BOT	BO Schalter Temperatur	mode selector temperature
c1	Kondensator, 1.5uF für Ofenlampe 40W	capacitor 1.5uF for oven lamp 40W
c2	Kondensator, 1.0uF für Ofenlampe 25W	capacitor 1.5uF for oven lamp 25W
c4	Netzfilter	interference filter
D	MNL-Stiftgehäuse 1x12-polig	door connector 12-pol.
DS	Türschalter	door switch
e1	Türverriegelung Pyro	door lock pyro
e11	Verteilerroutine TE	distributor plate pot detection
E	MNL-Stiftgehäuse 1x8-polig	door connector 8-pol.
F	Stiftgehäuse 21 polig	door connector 21-pol.
f1	Regler Temperatur Hauptbratofen	thermostat temp -regulator main oven
f1t (f1.1)	Regler Temperatur Kleinbratofen	thermostat temp -regulator top oven
f2	Sicherheits temperaturbegrenzer Hauptbratofen	safety temp. limiter main oven
f2t (f2.1)	Sicherheits temperaturbegrenzer Kleinbratofen	safety temp. limiter top oven
f3.1	Sicherheits temperaturbegrenzer 170°	thermostat steamgenerator 170°
f3.2	Klixon, Steam Generator 120°	thermostat steamgenerator 120°
f5	Klixon Lüfternachlauf Bratofen	thermostat cooling fan delay main oven
f5t	Klixon Lüfternachlauf Kleinbratofen	thermostat cooling fan delay top oven
f6	Klixon Lüfterschneillauf Pyro	thermostat fast run cooling fan pyro
f7	Magnetronsensoren	sensor to magnetron
f8	Klixon Übertemperatur Unterhitze	safety temp limiter bottom heating main oven
f9	LTC (Niedrig Temp. Garen) Thermostat	LTC (Low Temp. Cooking) thermostat
f11	Klixon Entriegelung Pyro Hauptbratofen	thermostat unlock pyro main oven
f11t	Klixon Entriegelung Pyro Kleinbratofen	thermostat unlock pyro top oven
f12	Fremdbeheizter Klixon Lüfternachlauf (Limiter)	thermal switch cooling fan delay off (contact)
f15	2. Sicherheitstemperaturbegrenzer Bratofen	2. safety temp. limiter oven
f16	Klixon Anzeige Übertemperatur	thermostat overheating warning
f17	Temperatursensoren, Steam	temperature sensor steam
f19	Regler Temperatur Schublade	rack thermostat
f21	Sicherheitstemperaturbegrenzer Grill	safety temp. limiter grill
f22	Sicherheitstemperaturbegrenzer Friteuse	safety temp. limiter fryer
f31	Restwärmekontakt VL	residual contact front left
f32	Restwärmekontakt HL	residual contact rear left
f33	Restwärmekontakt HR	residual contact rear right
f34	Restwärmekontakt VR	residual contact front right
G5	Magnetron	magnetron
h1	Glimmleuchte Betrieb	lamp working
h1t (h1.1)	Glimmleuchte Betrieb Kleinbratofen	lamp working top oven
h1.4	Glimmleuchte Betrieb Kochzone VL	lamp working cooking zone front left
h1.5	Glimmleuchte Betrieb Kochzone HL	lamp working cooking zone rear left
h1.6	Glimmleuchte Betrieb Kochzone HR	lamp working cooking zone rear right
h1.7	Glimmleuchte Betrieb Kochzone VR	lamp working cooking zone front right
h3	Glimmleuchte Temperaturregelung Hauptbratofen	lamp heating main oven
h3t (h3.1)	Glimmleuchte Temperaturregelung Kleinbratofen	lamp heating top oven
h4	Bratofenlampe Hauptbratofen	oven lamp main oven
h4t	Bratofenlampe Kleinbratofen	oven lamp top oven
h4.1	Bratofenlampe seitlich Hauptbratofen	oven lamp side main oven
h4.6	Halogenlampe	lamp halogen
h5	Bratofenlampe Kleinbratofen	oven lamp top oven
h5.1	Bratofenlampe seitlich Kleinbratofen	oven lamp side top oven
h7	Fleischtemperaturanzeige	meatprobe display
h9	Anzeigeleuchte Übertemperatur	lamp overheating
h10	Analoguhr	analog timer
h11	Elektronikuhr	electronic timer
h12	6-Tasten Elektronikuhr	6-push electronic timer
h20	timer Vorwahl VR/HR Mülde	timer primary code hob
h30	Restwärmeeanzeige	residual lamp
h40	Anzeigeplatine	display board
h52	Anzeige Herd	display oven

Kennzeichen	Beschreibung	Description
K	Kupplung	clutch
K1	Relais	relay
k1	LTC (Niedrig Temp. Garen) Relais	LTC (Low Temp. Cooking) relay
KS	Schalter Kindersicherung	switch child safety
KS1	Kochplattensteiler VL	rotary hot plate front left
KS2	Kochplattensteiler HL	rotary hot plate rear left
KS3	Kochplattensteiler HR	rotary hot plate front right
KS4	Kochplattensteiler VR	rotary hot plate rear right
M1	Muldenanschlussgehäuse 14-polig 1+2	hob connector 14-pol. 1+2
M2	Muldenanschlussgehäuse 14-polig 3+4	hob connector 14-pol. 3+4
M3	Steckverbinder 11-polig	connector 11-pol.
M4	Steckverbinder 7-polig	connector 7-pol.
M5	Steckverbinder 3-polig	connector 3-pol.
m1	Lüfter Heißluftgebläse Hauptbratofen	fan hot air main oven
m1t	Lüfter Heißluftgebläse Kleinbratofen	fan hot air top oven
m2	Querstromlüfter Bratofen	fan cooling
m3	Trafo Halogenlampe	transformer halogen lamp
m4	Trafo für Uhr	transformer timer
m5	Trafo Elektronik	transformer electronic
m6	Stirrer Motor	motor stirrer
m8	Hochspannungstransformator	transformer high voltage
m12	Grillmotor	turnspit motor
m13	Zündspule Gas	ignition coil gas
m20	Kühlgebläse, L3	cooling fan, L3
N1	Elektronikplatine Leistung	electronic powerboard
N2	Induktionsmodul	modul of induction
N3	Eingabedisplay	User interface
N4	Steckerplatine	connector board
N5	PSU Lichtbalken	PSU lightbar (power supply unit)
N6	Lichtbalken	lightbar
N7	Elektronikplatine Smart	electronic Smart
N8	Eingabeelektronik, Touch	touch input
PE2	Erdungstützpunkt Bodenblech F-Herd	ground point bottom sheet f-oven
PE3	Erdungstützpunkt Frontrahmen links	ground point front frame left
PE4	Erdungstützpunkt Frontrahmen rechts	ground point front frame right
PE/1b	Erdungstützpunkt Komponentenplatte main	ground point component plate main
PE/1bt	Erdungstützpunkt Komponentenplatte top	ground point component plate top
Q1	Schnellaufheizen Kleinbratofen	quick start module top oven
r5	Heizung Steamgenerator	heating element steamgenerator
r6	Oberhitze/Grill Kombination	top heating/grill combination
r7	Oberhitze Hauptbratofen	top heating element main oven
r7t (r7.1)	Oberhitze Kleinbratofen	top heating element top oven
r8	Unterhitze Hauptbratofen	bottom heating element main oven
r8t (r8.1)	Unterhitze Kleinbratofen	bottom heating element top oven
r11	Fettfilter	fat and smell
r12	Lüfternachlauf (Limiter)	thermal switch cooling fan delay off (heating)
r14	Grill Hauptbratofen	grill heating element main oven
r14t (r14.1)	Grill Kleinbratofen	grill heating element top oven
r15	Warmhalteplatte	warming zone
r16	Ringheizkörper	ring heating element main oven
r16t	Ringheizkörper Kleinbratofen	ring heating element top oven
r19	Heizkörper Schublade	rack heating
r20	Vorwiderstand Kühlgebläse	preresistor cooling fan
r21	Heizkörper Grill	heater grill
r22	Heizkörper Friteuse	heater fryer
r27	Vorwiderstand BO-Lampe	preresistor oven lamp
r27.1	Vorwiderstand BO-Lampe seitlich	preresistor oven lamp side

Kennzeichen	Beschreibung	Description
r31	Kochzone VL	cooking zone front left
r32	Kochzone HL	cooking zone rear left
r33	Kochzone HR	cooking zone rear right
r34	Kochzone VR	cooking zone front right
r35	Kochzone mitte	cooking zone middle
s1	Sensor TE VL	sensor pot detection front left
s2	Sensor TE HL	sensor pot detection rear left
s3	Sensor TE HR	sensor pot detection rear right
s4	Sensor TE VR	sensor pot detection front right
s11	Mikroschalter, Umschaltung Gas/Elektro	micro switch gas to electro
s12	Mikroschalter Umschaltung Grill/Friteuse	micro switch grill to fryer
s13	Mikroschalter Buchse Grill	micro switch grill socket
s14	Mikroschalter Sensor	micro switch sensor
s19	Schalter für Schublade	rack switch
s21	Sensor Grill	sensor grill
s22	Sensor Friteuse	sensor fryer
s23	Sensor Wok (Mitte)	sensor wok (middle)
s31	Zündschalter Gas VL	ignition switch gas front left
s32	Zündschalter Gas HL	ignition switch gas rear left
s33	Zündschalter Gas HR	ignition switch gas rear right
s34	Zündschalter Gas VR	ignition switch gas front right
TR	Teleskopschalter Hauptbratofen	telescopic runner switch main oven
TRt	Teleskopschalter Kleinbratofen	telescopic runner switch top oven
X1	Netzanschlussklemme	main terminal
X10	Stiftdoppelwanne 6-polig	tandem pin shells 6-pol.
X11	Stiftdoppelwanne 8-polig	tandem pin shells 8-pol.
X12	Steckverbinder Mülde	connector hob
x20	Steckerleiste, L3	frame connector, L3