

## Pyrolysis can't be selected as described in the instructions

### DESCRIPTION:

Pyrolytic function on the oven with Omega+ User Interface (white digits in display) cannot be selected as described in the instructions for use

The operating instructions describe that the "pyrolysis" is set via the heating modes. This function cannot be found






### SOLUTION:

In this case, the pyrolysis can be activated as follows:  
Please pay attention to the general instructions for pyrolysis in the operating instructions before carrying out the following steps.

See user manual!



1. Turn on the oven by touching the symbol. ①
2. Tap the icon twice  until **PYRO** and the number of the cleaning program appears in the display.
3. With  respectively  change your selection.
4. With **ok** start the pyrolytic cleaning.

---

Note                                      Furthermore there are deviations in the display between display and user manual.

---

### REVISION:

Revision	Date	Description	Author	Approved by - on
00	010/2017	Document Creation	BSP	Josef - Leis