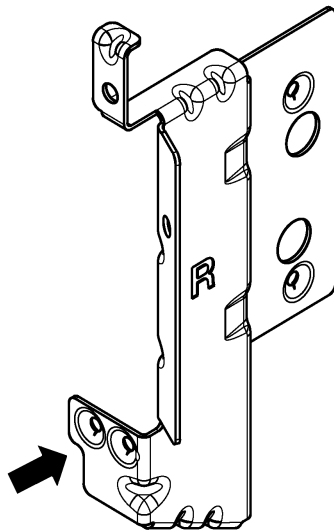




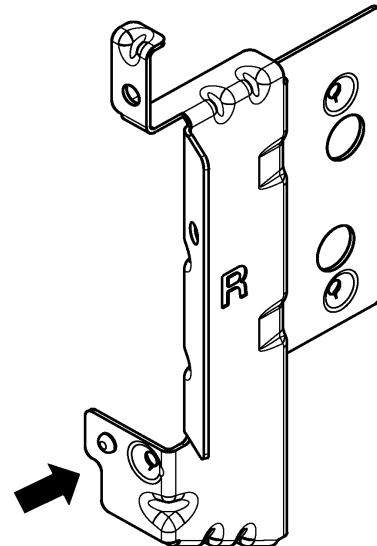
Exchange of control panel brackets with new ones

DESCRIPTION

In ovens, construction of control panel brackets has been modified. One of the mounting holes has been replaced by a clew. As a result, old type of bracket required two screws to mount the component to the front frame, new type of bracket requires only one screw.



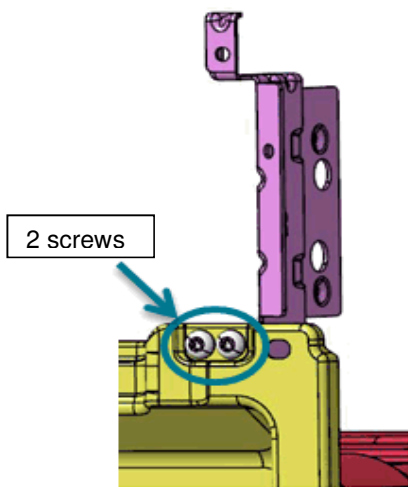
Old bracket



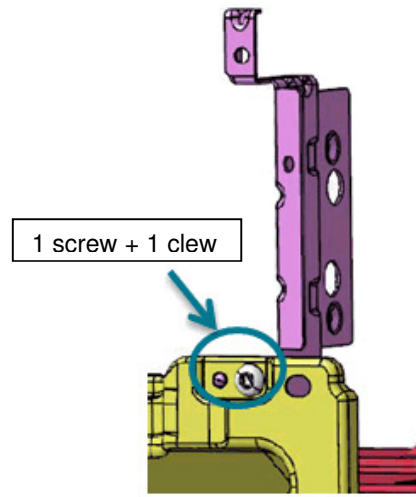
New bracket

SOLUTION:

In case of new bracket damage, replace with new bracket. In case of old bracket damage, both possibilities can be fitted correctly.



Current component



New solution

SPARE PART NUMBER:

Spare part code of brackets, which are required to be ordered in case of damage are as follows:

| Old brackets | New brackets | Description |
|---------------------|---------------------|--------------------|
| 3532430018 | 3532430059 | Left bracket |
| 3532430026 | 3532430067 | Right bracket |

MODELS INVOLVED:

The above way of repair is valid for all PNCs which are equipped with above control panel brackets, but from production week 10/2016 (serial number 610xxxxx) onward only replacement with new bracket is allowed.

REVISION:

| Revision | Date | Description | Author | Approved by - on |
|-----------------|-------------|--------------------|---------------|--------------------------------|
| 00 | 03/2016 | Document Creation | Ewelina Fidor | Giuseppe Garzarella 2016-03-04 |