



**TOO EARLY INTAKE OF SOFTENER AND/OR RESIDUAL WATER LEFT IN SOFTENER COMPARTMENT
AFTER WASHING CYCLE.**

DESCRIPTION:

Customer reports one or several problems:

- no softener aroma after washing cycle,
- water remains in central compartment of detergent distributor drawer,

Problem may be caused by too big diameter of water distributor's nozzle. Bigger diameter of nozzle forms wider water stream. This causes incorrect water distribution. Water goes to central compartment too early or remains in central compartment after rinse cycle.



Photo 1. Water distributor nozzles.






Photo 2. Wider water stream.



Photo 3. Correct water stream.

SOLUTION:

	
<p>1. Remove detergent dispenser drawer.</p>	<p>2. Measure diameter of water distributor nozzle. ($\varnothing_{\min}= 3,90$; $\varnothing_{\max}= 4,0$)</p>
	
<p>3. If the diameter is greater than 4.0 replace water distributor (for details please refer to service manual).</p>	<p>4. Run diagnostic mode to check water streams.</p>

MODELS INVOLVED:

All top loaded Claudia type washing machines.

REVISION:

Revision	Date	Description	Author	Approved by - on
00	02/2016	Document Creation	Krzysztof Łazowski	Adam Słoma – 22.02.2016