



### LEAKAGE FROM UNDERNEATH THE YOT TYPE TOP LOADED WASHING MACHINE.

#### DESCRIPTION:

When the lid is opened, after the end of washing cycle, residual water may drip from lid's innerliner into the gap between lid and top part (Photo 1). Then it flows to the water gutter under control panel (Photo 2). After several consequent cycles it may cause water accumulation, leading to overflow (Picture 3) through hole to the bottom of appliance.



Photo1. Water dripping from opened lid into the gap between top part and lid.




Photo2. Water gutter.



Photo3. Leakage through hole in gutter.

#### SOLUTION:

The gap between top part and water distributor has to be sealed.



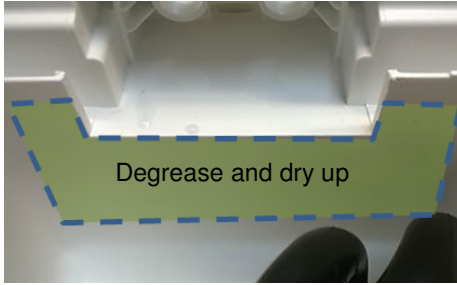
Order sealing gasket.



Remove the control panel (see service manual).




Remove and turn aside the water distributor.



Degrease and dry up the marked area.



Stick the gasket to degreased and dried surface.



Mount the water distributor. Make sure that locks A and B are fully latched.

**SPARE PART NUMBER:**

	Spare part number
	140010604019

**MODELS INVOLVED:**

All the YOT type Top Loaded washing machines.

**REVISION:**

Revision	Date	Description	Author	Approved by - on
00	09/2015	Document Creation	Krzysztof Łazowski	Adam Słoma – 16.09.2015