



CHANGING THE LAMP COVER



SUBJECT: Lamp Cover for Usage of Both Light Bulb and Led Bulb

PURPOSE: To be able to use Lamp Cover for Led Bulb due to Safety Requirements

IMPLEMENTATION DATE: 25.06.2015

SPARE PART NUMBERS:

Old spare part code	Description	New spare part code	Description
4055321378	Lamp cover /110	4055348165	Lamp cover/110 (with screw)



MODELS INVOLVED:


PNC	MODEL	BRAND
923421074	ZRG12100WA	Zanussi
923421075	ZRG12100SA	Zanussi

INTERCHANGEABILITY: Yes


ECN 196 E

SOLUTION:

1. Hold the lamp cover from where is shown below and pull towards you.
2. Remove the lamp cover.




3. Unscrew the screw.



4. Assemble the new lamp cover by placing the detail to the housing.



5. Screw the screw to assemble the lamp cover.



Revision	Date	Description	Author	Approved by - on
00	06/2015	Document Creation	Blanka Kucharska Poyraz Dogaci	01.07.2015