

SERVICE BULLETIN

Dometic GmbH, In der Steinwiese 16, D-57074 Siegen

RM 8xx1/5, RMS 8xx1/5, RMD 8xx1/5, RMDT 8xx1/5 MES/AES 4

Failure in gas operation

Referring to the current gas directive EN298, the reset of a gas failure after 3 ignitions has to be done with a separate button (no switch off of the unit or disconnecting of the power connection).


Therefore you have to press the „fault LED / GAS FAULT reset button“ (No. 8) after clearing the gas failure, as it is described in the operating instructions.

Extract from the operating instructions



MES



- ① = Button ON / OFF
- ② = Energy selector switch 230 V AC
- ③ = Energy selector switch GAS
- ④ = Energy selector switch 12V DC



AES

- ⑤ = selector switch "AUTOMATIC"
- ⑥ = temperature level button
- ⑦ = temperature level display
- ⑧ = fault LED / GAS FAULT reset button


Indicator

- ③  flashing +
acoustic signal
- ⑧  20 s

Fault

GAS/Automatic mode:
Flame not ignited

Remedy

Check gas supply (gas bottle, gas valve)
Press the  button after clearing the fault.