


## KASAI WM – LOOSE TUB SPRING

In case of improper load balancing in front loader Washing Machine under specific conditions spring may jump out of outer case support. Pic.1. show WM where spring jumped out



Pic.1. WM example of spring jumped out


### SERVICE SOLUTION:

In cases where product exchange is no needed, service kit 4055212114 with two springs lock (for left and right side) should be used.


Spring lock – kit number: 4055212114




### SPRING LOCK WAY OF ASSEMBLY:




Pic.2. Loose screws in any order.



Pic.3. Position spring lock in such way as it is shown on the picture above.



Pic.4. Using the same screws tighten screw in hole A and keep position of spring lock to have possibility to tighten screw in hole B.



Pic.5. Tighten screw in hole B.

### MODEL REFERS TO:

WM FL KASAI 914908xxx with serial number from 214xxxxxxx until 250xxxxxxx