



## NEW SPRING IN COMPACT OVENS WITH MICROWAVE

### DESCRIPTION:

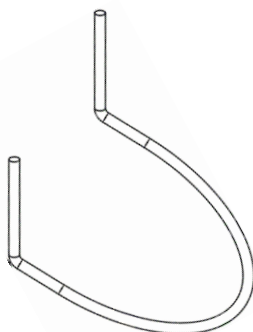
There has been reports of compact ovens with microwave operating with noticeable noise. This was diagnosed as a result vibration in hot air motor area.

### SOLUTION:

From serial number 23830189, at all compact ovens with microwave from Schwanden, have a new spring on hot air motor assembled. The system gets higher robustness against vibrations and noise.

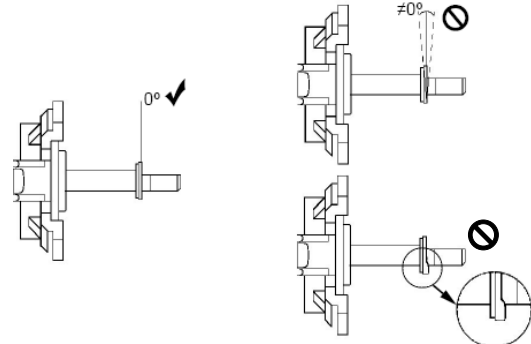



Assembled through two holes at hot air motor, the spring presses against component plate from back side. It is to be inserted from shaft's side of the motor. For assembling it, the motor has to be removed.



New spring geometry

ATTENTION: Most vibration comes from unbalanced ring on axis of motor, where the fan wheel is fixed on. In such cases the motor has to be exchanged also.



NOTE: It is crucial, to handle the fan wheel very carefully. If the lamellas are slightly deformed, they will cause generation of noise during operation (rotational speed is 2600 rpm)



Lamellas of fan wheel

**SPARE PART NUMBER:**

Spare part code for the spring is 3159803000.  
For spare part numbers for hot air fan and fan wheel please refer to relevant documentation for specific PNC's.

**MODELS INVOLVED:**

PNC	DATE	MODEL	BRAND
944271192	20120914	KM8100001M	AEG
944271193	20120919	KM8100001M	AEG
944271190	20120706	KM8100001M	AEG
944271185	20120213	KM7100000M	AEG
944271169	20111021	EBCSL9SP	Electrolux
944271170	20120117	EBCSL9CN	Electrolux
944271179	20120116	EBCSL90SP	Electrolux
944271180	20120117	EBCSL90CN	Electrolux
944271194	20120706	BOCHMGM	AEG

**REVISION:**

Describe the revisions using a table with borders and bold headlines in lowercase with initial capital:

Revision	Date	Description	Author	Approved by - on
00	10/2012	Document Creation	SC-MGR/SDT-MK	30/10/2012 SC-MGR