


REMOVING THE EARTHING PIN FROM THE WELDED TUB CASING ASSEMBLY



From Serial Number 923 xxxxx, the earthing pin has been removed from all welded tub assemblies. Consequently:

- the relevant wiring is removed and the plastic pulley is used.



SPARE PARTS CODES:

The welded tub casing assembly, complete with rear casing fitted with earthing pin, is supplied as a spare part and can be used on all appliances, as shown in the diagram provided in the table in the paragraph entitled "service information".



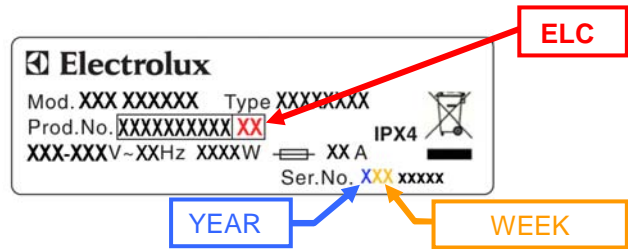
MODELS CONCERNED:

In production the models concerned will have a **new ELC** (see description of the serial number),

- Please check that the ELC corresponds to the spare parts list!
- Fitting the aluminium pulley is strictly prohibited in new appliances produced starting from Serial Number 923 xxxxx included, batches with ELC 00.






SERIAL NUMBER

ELC – last two figures after the PNC
YEAR last figure of the year of production
WEEK of production







In appliances with an earth wire, this must be connected to the earthing pin.

Table of washing unit/pulley combinations and production date

Production Appliances	Unit with earthing pin	Aluminium pulley	Plastic pulley
Before or with Serial number 922 xxxxx	 OK	 OK	 OK
After or with Serial number 923 xxxxx	 OK		 OK

For appliances with PNC **914 2x7 xxx/xx**

Production Appliances	Assembly without collar and with earthing pin	Assembly with collar and with earthing pin	Aluminium pulley	Plastic pulley
After or with Serial number 922 xxxxx	 X	 OK	 X	 OK



- **PULLEY**
If the appliance is fitted with a welded tub assembly that has a rear casing without earthing pin.

**ONLY PLASTIC PULLEYS CAN BE USED
 AND USE OF ALUMINIUM PULLEYS IS STRICTLY PROHIBITED.**