


REMOVING THE EARTHING PIN FROM THE WELDED TUB CASING ASSEMBLY




From Serial Number 003 xxxxx in all the welded tub assemblies, a collar has been created in the area around the hub and the earthing pin has been eliminated. As a result of this:

- the relevant wiring is removed and the plastic pulley is used.



SPARE PARTS CODES:

The welded tub casing assembly, complete with rear casing fitted with collar and earthing pin, is supplied as a spare part and can be used on all appliances, as shown in the diagram provided on the table in the paragraph "service information".



EN	Publication number	599 72 70-44	Rev. 00	02/2010	dmm
----	--------------------	---------------------	---------	---------	-----

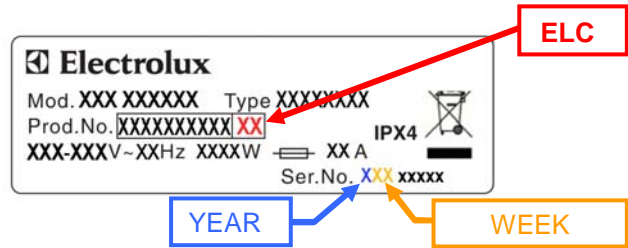
MODELS CONCERNED:

In production the models concerned by this modification will have a **new ELC** (see description of the serial number); for IKEA branded products pay attention to the **Serial Number**.

- Please check that the ELC corresponds to the spare parts list!
- In new appliances produced starting from Serial Number 003 xxxxx included, batches with ELC 00, fitting the aluminium pulley is strictly prohibited.

SERIAL NUMBER

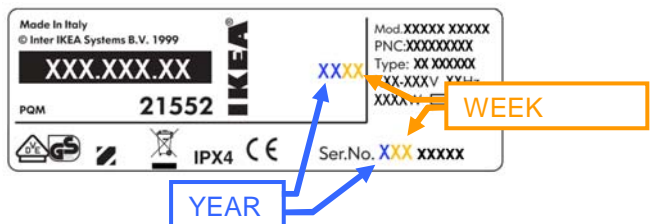
ELC – last two figures after the PNC
YEAR last figure of the year of production
WEEK of production



IKEA SERIAL NUMBER

For IKEA models it is necessary to check that the Serial Number and the relevant spare parts list correspond.

YEAR last figure of the year of production
WEEK of production



SERVICE INFORMATION











	<ul style="list-style-type: none"> • WELDED TUB CASING ASSEMBLY If you still have the welded tub assembly with pre-modification rear casing (without collar, with earthing pin) available in stock, IT MUST UNDER NO CIRCUMSTANCES BE USED IN APPLIANCES PRODUCED AFTER S. NUMBER 002 xxxxx. <u>In appliances with an earth wire, this must be connected to the earthing pin.</u>
--	---

Table of washing unit/pulley combinations and production date

Production Appliances	Unit without collar and with earthing pin	Unit with collar and with earthing pin	Aluminium pulley	Plastic pulley
Before or with Serial number 002 xxxxx	 OK	 OK	 OK	 OK
After or with Serial number 003 xxxxx	 	 OK	 	 OK

	<ul style="list-style-type: none"> • PULLEY If the appliance is fitted with a welded tub assembly that has a rear casing without earthing pin. ONLY PLASTIC PULLEYS CAN BE USED AND USE OF ALUMINIUM PULLEYS IS STRICTLY PROHIBITED.
---	---