


SERVICE BULLETIN

Power connector

DESCRIPTION:

It is recommended to pay attention while removing the power connector A1/A2 from the electronic board. If it is not correctly removed, it may cause damages to the electronic board.




AFFECTED MODELS:

EDW1xxx Electronic boards.

INSTRUCTIONS FOR THE SERVICE:


To detach the power connector (A1/A2) correctly, remove it axially **ONLY**, along the contacts direction, gripping the plastic housing.




**REMOVE THE CONNECTOR
PULLING IT AXIALLY**

ATTENTION:

It is forbidden to remove the connector making horizontal/cross movements or pulling the wiring.



DO NOT PULL THE WIRES



HORIZONTAL/CROSS MOVEMENTS ARE FORBIDDEN

These wrong operations could seriously damage the connection, causing a dangerous overheating of the electronic board contacts.