



ALARM EF0 (EF3) IN APPLIANCES HEC ARCHED

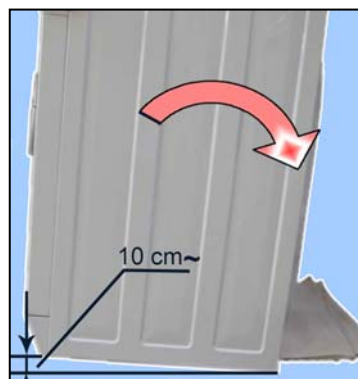
DESCRIPTION:

In some cases it may happen that some small pieces of clothes infiltrate between the door and the rubber bellow (fig.1 A). This causes a small water leakage, which through the front panel/plinth junction (fig.1 B), flows inside the appliance, thus switching on the Aqua Control sensor (fig.2 C) and generating alarm EF0/EF3.



INSTRUCTIONS FOR THE SERVICE:

Incline the washing machine of about 10 cm to spill the water, so that the sensor can operate normally again.



To avoid the switching on of the sensor due to this problem:

Remove the plinth and stick the self-adhesive seal, part no. 125 11 39-10/9, to the wall which is in contact with the front panel, as represented in figure.



EN	Publication no.	599 71 70-63	Rev. 00	03/2009	dmm
----	-----------------	---------------------	---------	---------	-----