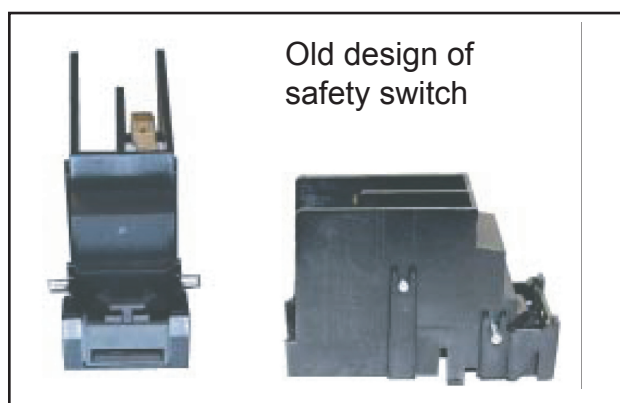



Compact Oven SC

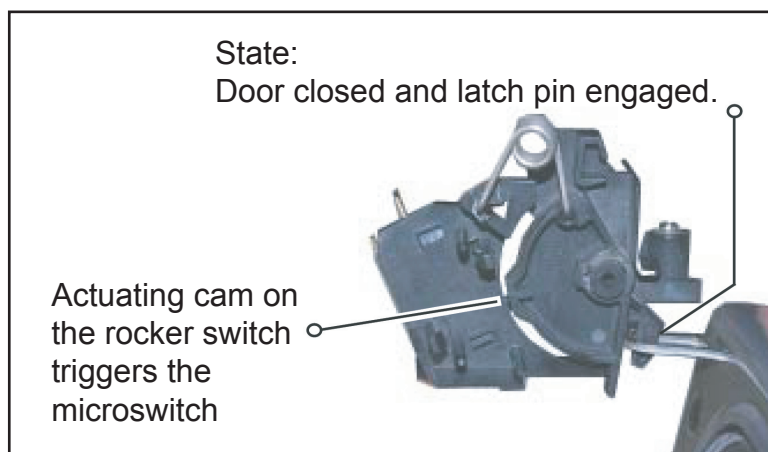
599 716 790 EN

New door safety switches in compact ovens with microwave from Schwanden



New door safety switches will be installed in compact ovens with a microwave part (model Schwanden PNC 944270....) from serial number 911.....


The latch pin mounted in the door has also been modified to prevent it rubbing against the retainer, the positioning of which has also been altered slightly.





Assembly when servicing:

- Premount the door switch, but do not tighten the screws.
- Close the door.



- Move the door switch in such a way that the slot of the rocker switch is visible from above and is flush with the edge of the door switch housing.
- Tighten the screws in this position.
- Check the positioning using a screwdriver.
- Use a multimeter to check that the microswitches are working properly.



When servicing, the leakage on the appliance should be measured after replacing door switches and a safety check should be performed.