

SERVICE BULLETIN

3110


Dometic GmbH, In der Steinwiese 16, D-57074 Siegen

RM 7XXX



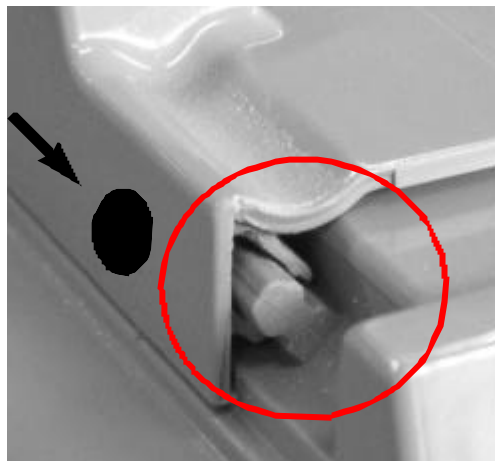
Change of the door locking device

To avoid any damage of the door locking device in case of wrong handling, the door locking device will be changed from Serial-No. 337.... on.


Features old version



Features new version



Defects



The operation knob is broken.

The spare part numbers of the operation knobs are:

241 2757-10/2, operation knob cpl., grey or 241 2883-00/7 slider, grey before Serial-No. 337....

241 2757-20/1, operation knob cpl., savannah (Hymer) or 241 2883-03/1 slider, savannah before Serial-No. 337....



The bar on the door is broken.

The spare part numbers of the new doors including the new door locking device are:

241 2384-30/3, door, 486mmx758mm, grey (RM 727X, RM 736X)

241 2383-70/1, door, 525mmx758mm, grey (RM 729X, RM 740X)



241 2383-80/0, door, 525mmx758mm, savannah (RM 740X, Hymer)

The spare part numbers of the new operation knobs are:

241 2757-30/0, operation knob, grey or 241 2883-30/4 slider, grey

241 2757-40/9, operation knob, savannah (Hymer) or 241 2883-40/9 slider, savannah

Mounting the operation knob



Move the bolt in the position shown above, put on the operation knob at the right side and push it down at a slight angle.



If the door doesn't close properly, it can be adjusted with a washer (spare part number 734 1146-60/8) on bottom hinge pin.