

This drawing contains confidential information and is the property of AEG Hausgeräte GmbH without whose permission it may not be copied, shown or handed to a third party or otherwise used, and it is to be returned promptly upon request to the AEG Hausgeräte GmbH which is responsible for the drawing.

[2] Critical dimensions which must be under capability

SAFETY REQUIREMENT

Visible surfaces:  
Draft angles (not shown):

THEORETICAL FLAT AREA

DEVELOPED FLAT AREA

GENERAL TOLERANCES

ANGLES

LENGTHS AND DIAMETERS

ISO 2768-m

8

7

6

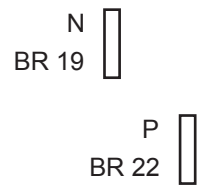
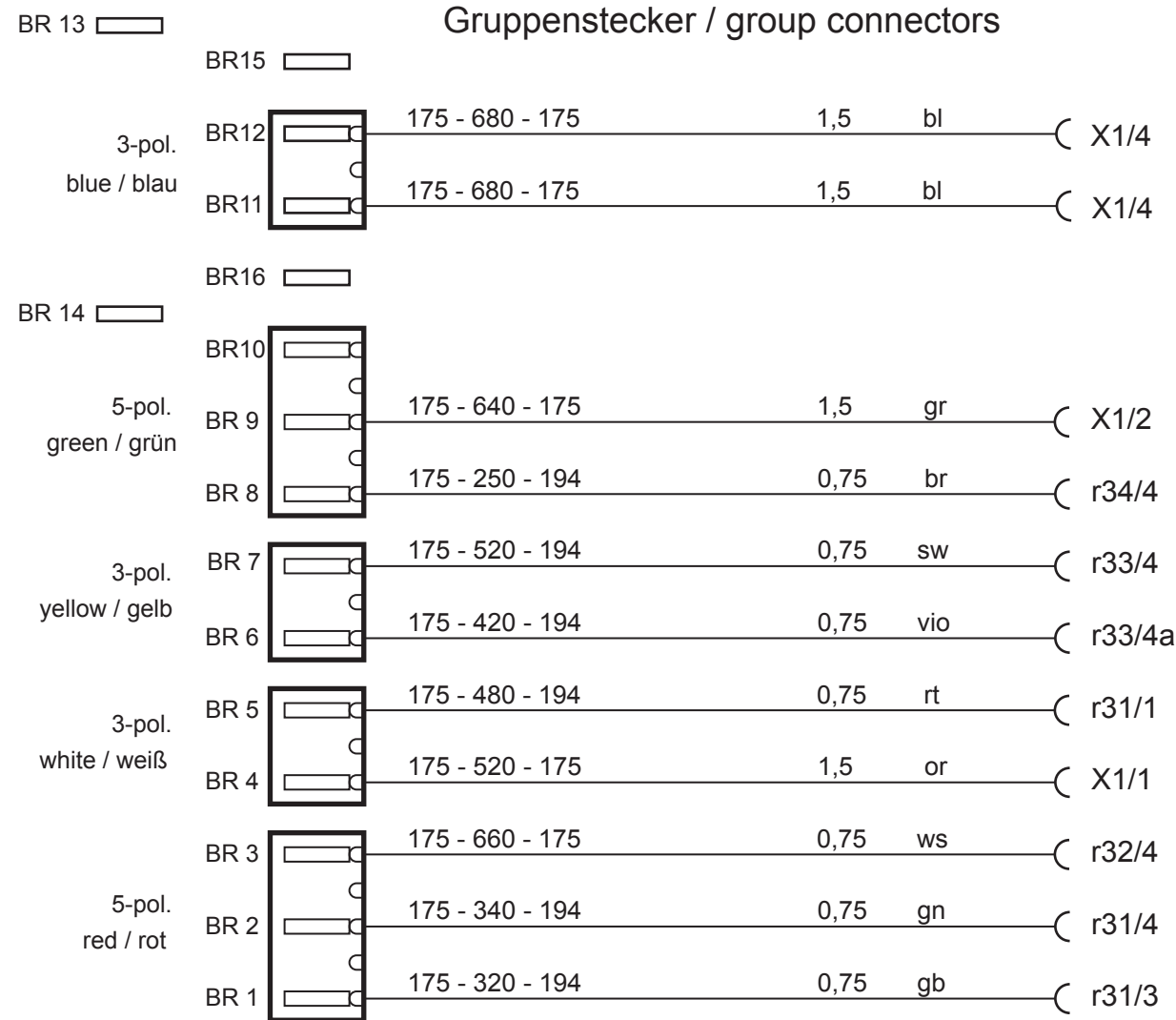
5

4

3

2

1



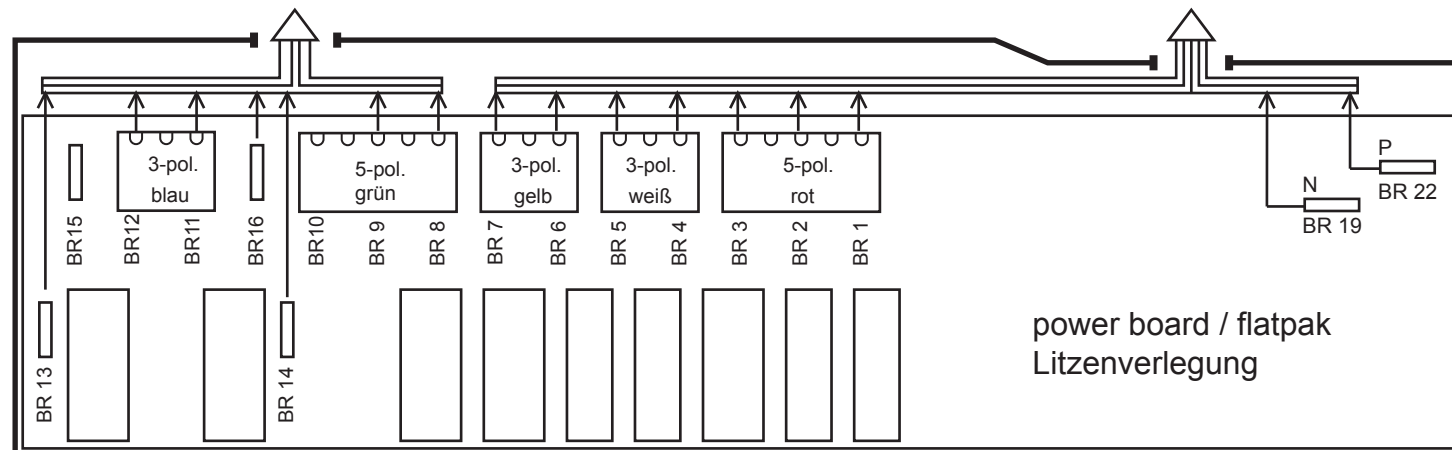
### Einzellitzen / single wires

Pos	Kontaktfolge / contact	Auflösung / structure explanation	min Ø	colour	no
1	BR16 - BR19	175 - 680 - 175	0,75	bl	h03
2	BR22 - X1/2	175 - 460 - 175	0,75	gr	h38
3	BR13 - r34/2 - r33/2	175 - 260 - 195 - 220 - 194	1,5 - 0,75	br - sw	h09
4	BR14 - r31/2 - r32/2	175 - 500 - 195 - 360 - 194	1,5 - 0,75	rt - ws	h07
5	PE/Mulde - X1/PE	182 - 350 - 175	1,5	gng	h12

### Steuerleitung / control line (separate Lieferung)

Kontaktfolge / contact	Sachnummer / article number code
powerboard - userinterface	330 473 600

Bezeichnung	designation	Elux Sachnummer	Elux part no
Liste Anschlagteile	list of crimp contacts	330 1766 00	
Betriebsmittelliste	list of components	330 2222 00	
Liste Einzellitzen	list of single wires	330 5347 00	



330 5074 00	---	DGT	wiring hob indep., 3Kr, Brä, 2x1Krs HIC 60 Compact
VARIANT NUMBER	MODEL	DESIGN USERS	CHANGES FROM THE BASE NUMBER

D	group connector and 1,5 mm <sup>2</sup> on BR 11 and BR 12	Weiß	DGT16638	03-04-23
C	change wire lengths of BR6 and BR7 (yellow plug) □	Renner	DGT15698	03-04-14
B	correction after pre serie	Renner	DGT15077	03-01-22
A	new drawing created	Hoffmann	DGT14210	02-10-07
ZUST	MODIFICATIONS	SIGNATURE	REQUEST	DATE
MATERIAL Leitungsmaterial in Silicon Temp. best. min 180 °C Insulation of the cord is silicon, temperature-resistance: min 180 °C		MODEL	SCALE	EUROPEAN METHOD
TREATMENT		DESIGN	USERS	REPLACES No
WEIGHT		DERIVED FROM No		
DESIGN OWNER	DRN	CHD Renner	DATE	
DGT	DGR-PE_PD	APPR Renner	02-10-07	SUPPLY SPECIFICATIONS No
TITLE wiring hob cpl.				
Verdrahtung Mulde komplett				
NUMBER 330 5074		SHEET 01(01)		REV D

Electrolux

A3

8

7

6

5

4

3

2

1

E

D

C

B

A