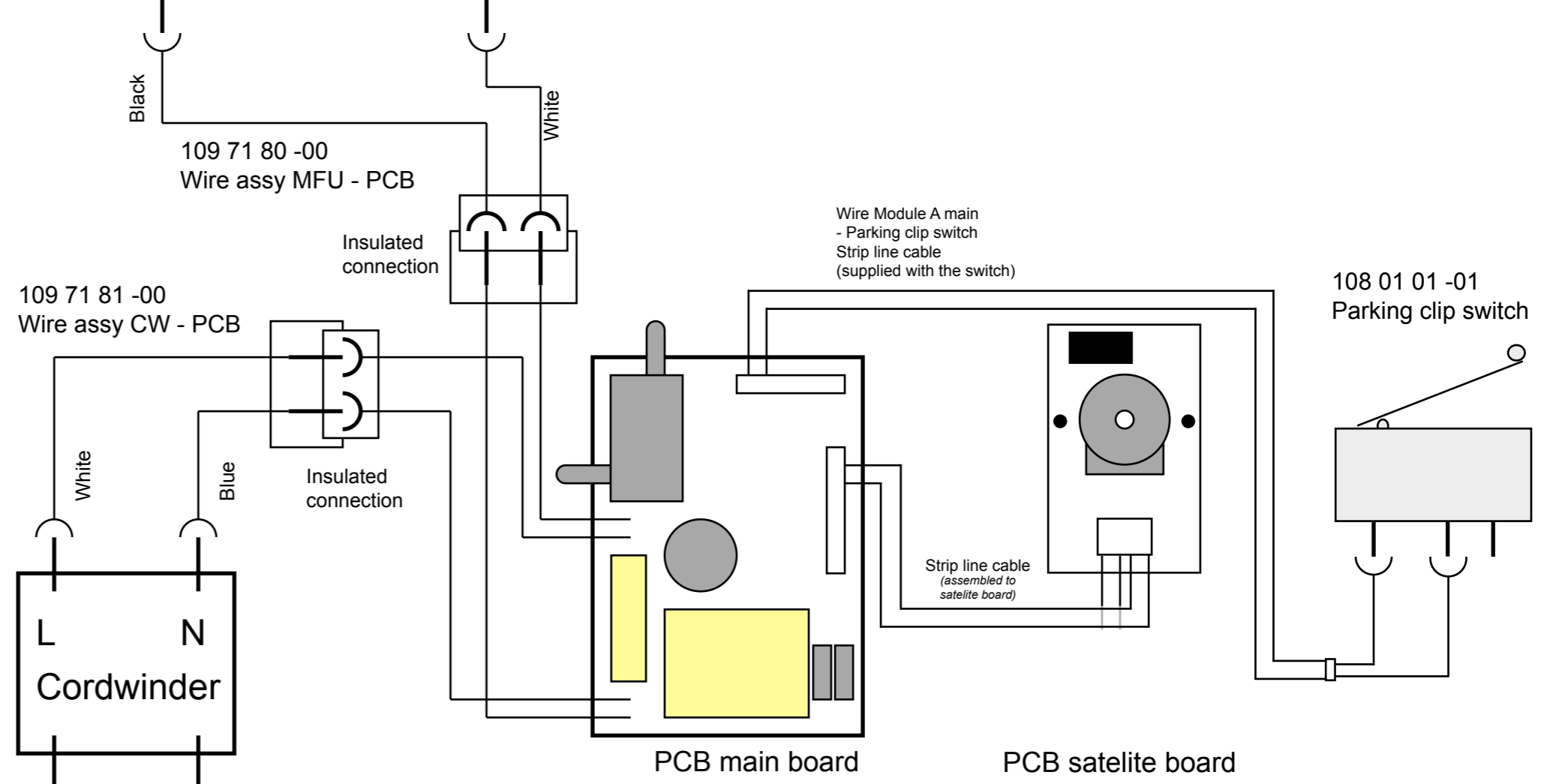
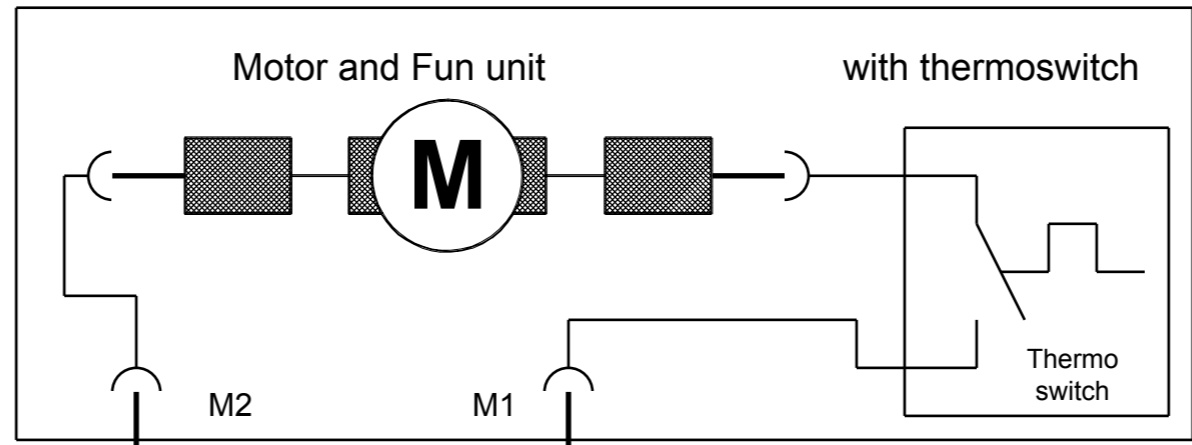
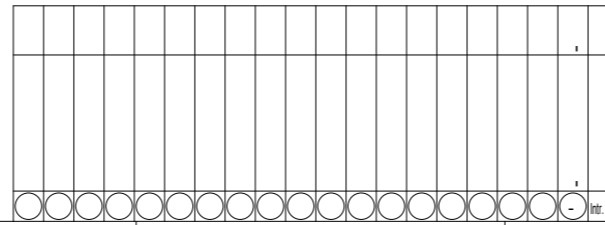


MKM 3434 -5 □ 109 65 41 -03  
 MKM 3440 □ 109 65 41 -06 □ w. Kurz patent PCB only



Main connector



MATERIAL		MODEL		SCALE		EUROPEAN METHOD		
-		-		-		No		
TREATMENT		WEIGHT		DESIGN USERS		REPLACES		
-		-		-		No		
DESIGN OWNER	DRN	CHD	DATE	DERIVED FROM		SUPPLY SPECIFICATIONS		
HUV	Vámos	Szabó Z.	2004-04-19	No		No		
		APPR		TITLE				
		Koncz		Wiring diagram				
				NUMBER				REV
				219 12 18				A

219 12 18 -01	
Variant No.	
TITLE	
Red Fox with digital Module A board	
NUMBER	REV
219 12 18	A

This drawing contains confidential information and is the property of Aktiebolaget Electrolux, Stockholm, Sweden. Without whose permission it may not be copied, shown or handed to a third party or otherwise used, and it is to be returned promptly upon request to the Aktiebolaget Electrolux which is responsible for the drawing.

[2] Critical dimensions which must be under capability

SAFETY REQUIREMENT

Visible surfaces.

Draft angles (not shown)

THEORETICAL FLAT AREA

DEVELOPED FLAT AREA

GENERAL TOLERANCES

ANGLES

LENGTHS AND DIAMETERS

8 7 6 5 4 3 2 1

8 7 6 5 4 3 2 1