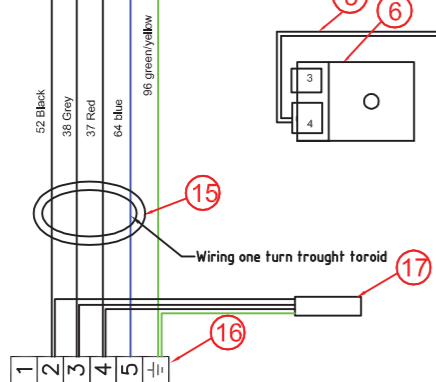
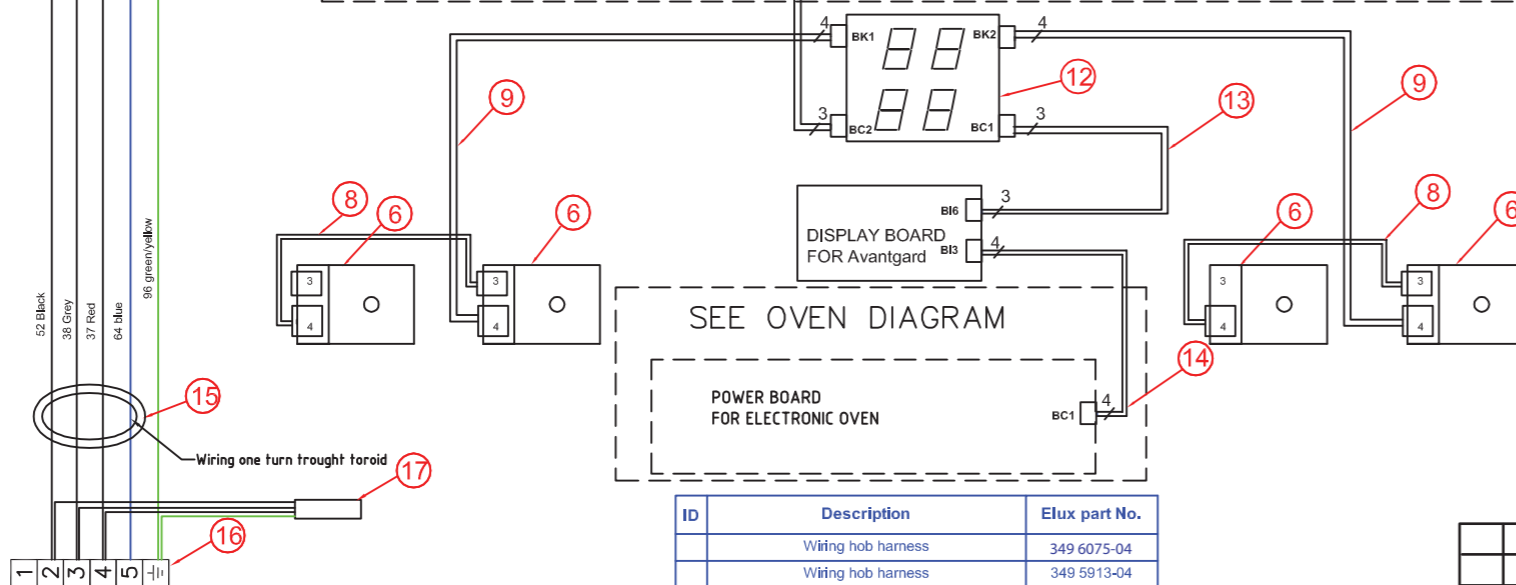
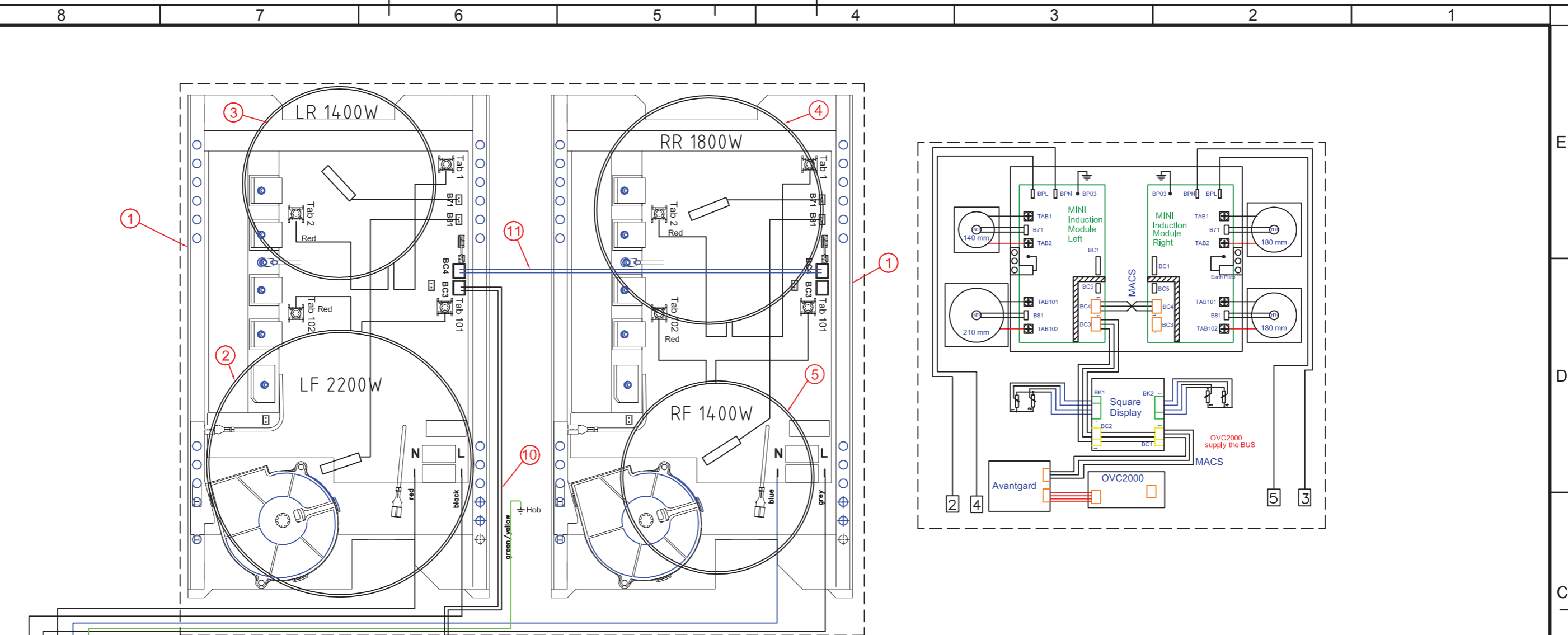


This drawing contains confidential information and is the property of Electrolux, without whose permission it may not be copied, shown or handed to a third party or otherwise used and it is to be returned promptly upon request to the design owner, who is responsible for the drawing.

Items shown in this drawing must not contain substances that are banned according to Directive, 2002/95/EC, the RoHS Directive (Lead, Cadmium, Mercury, hexavalent Chromium, PBB and PBDE), or substances classified as "Banned" or "Restricted" according to the Electrolux Restricted Materials List.



ID	Description	Elux part No.
	Wiring hob harness	349 6075-04
	Wiring hob harness	349 5913-04
	List of crimp contacts	330 1766
	Component list	330 2222
	Insulation house	330 4175

POS	COMPONENT LIST
17	1 EMC filter
16	1 Main terminal
15	1 Ferrite toroid
14	1 Wiring induction supply
13	1 Wiring Mains supply
12	1 I-segment display
11	1 Wire bus induction
10	1 Wire bus induction bridge
9	2 Wire bus 7UJ-rotary
8	2 Wire bus rotary-rotary
7	
6	4 Input module rotary multi function
5	1 INDUCTION COIL 180MM
4	1 INDUCTION COIL 180MM
3	1 INDUCTION COIL 140MM
2	1 INDUCTION COIL 210MM
1	2 INDUCTION MODULE ELECTRONICS IEIS CPL, EXCL. COILS

A First edition		P.Hoffmann	DGT86069	2009-10-05
MODIFICATIONS		SIGNATURE	REQUEST	DATE
MATERIAL	MODEL	SCALE		EUROPEAN METHOD
TREATMENT	WEIGHT	REPLACES		
DESIGN OWNER	DESIGN USERS	DERIVED FROM		
ETC	DATE 2008-02-18	CHD Hoffmann	2D ONLY	x
	APPR Hoffmann	CONCEPT 3D		
TITLE wiring list		SUPPLY SPECIFICATIONS		
Verdrahtungsliste				
NUMBER 349 6077		REV		A
				1/1

GENERAL TOLERANCES
ANGLES
LENGTHS AND DIAMETERS

349 6077 01		signal wire SIR 70 cm Induction,Avangarde	CHANGES FROM THE BASE NUMBER
VARIANT NUMBER	REPLACED NUMBER	POS.	