

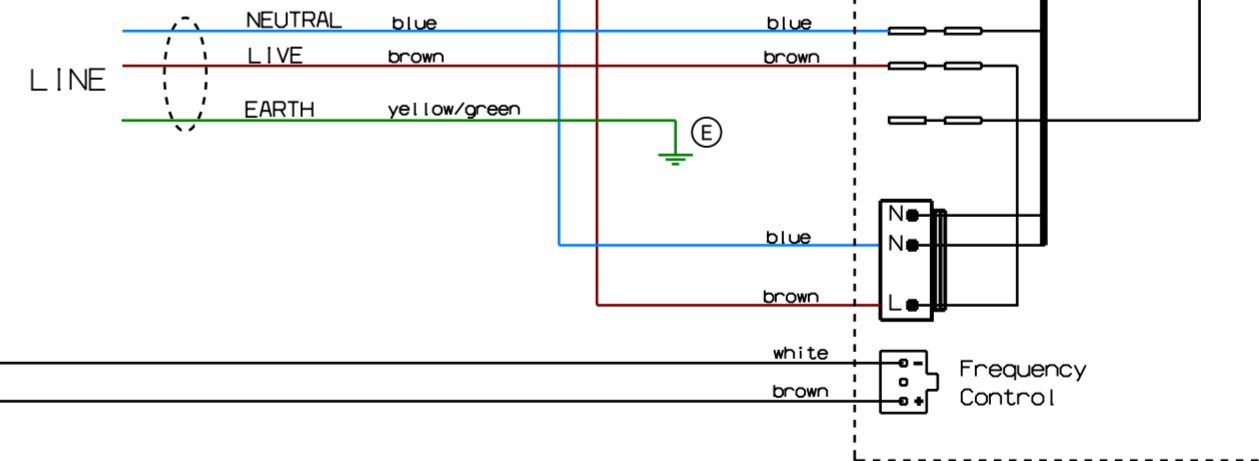
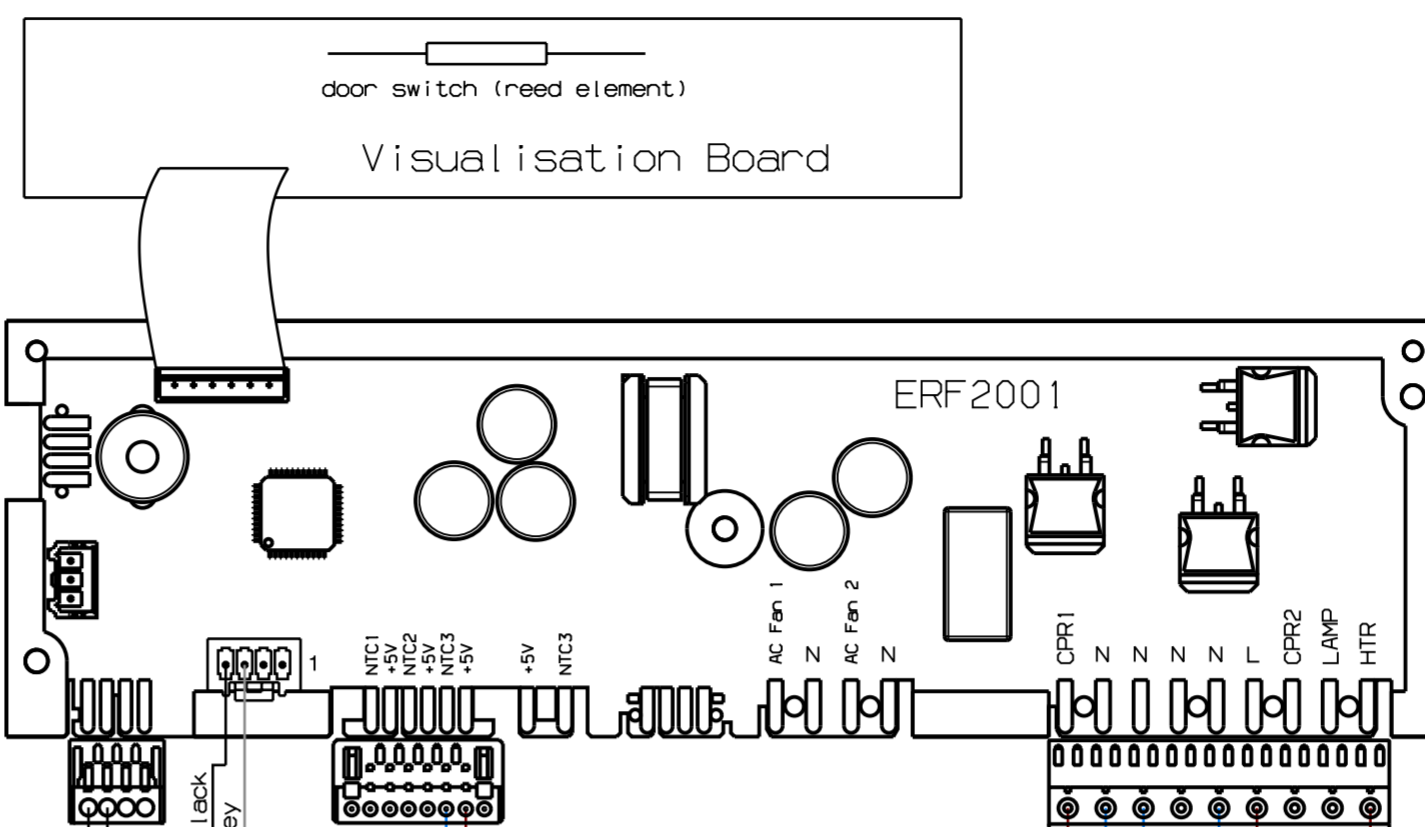
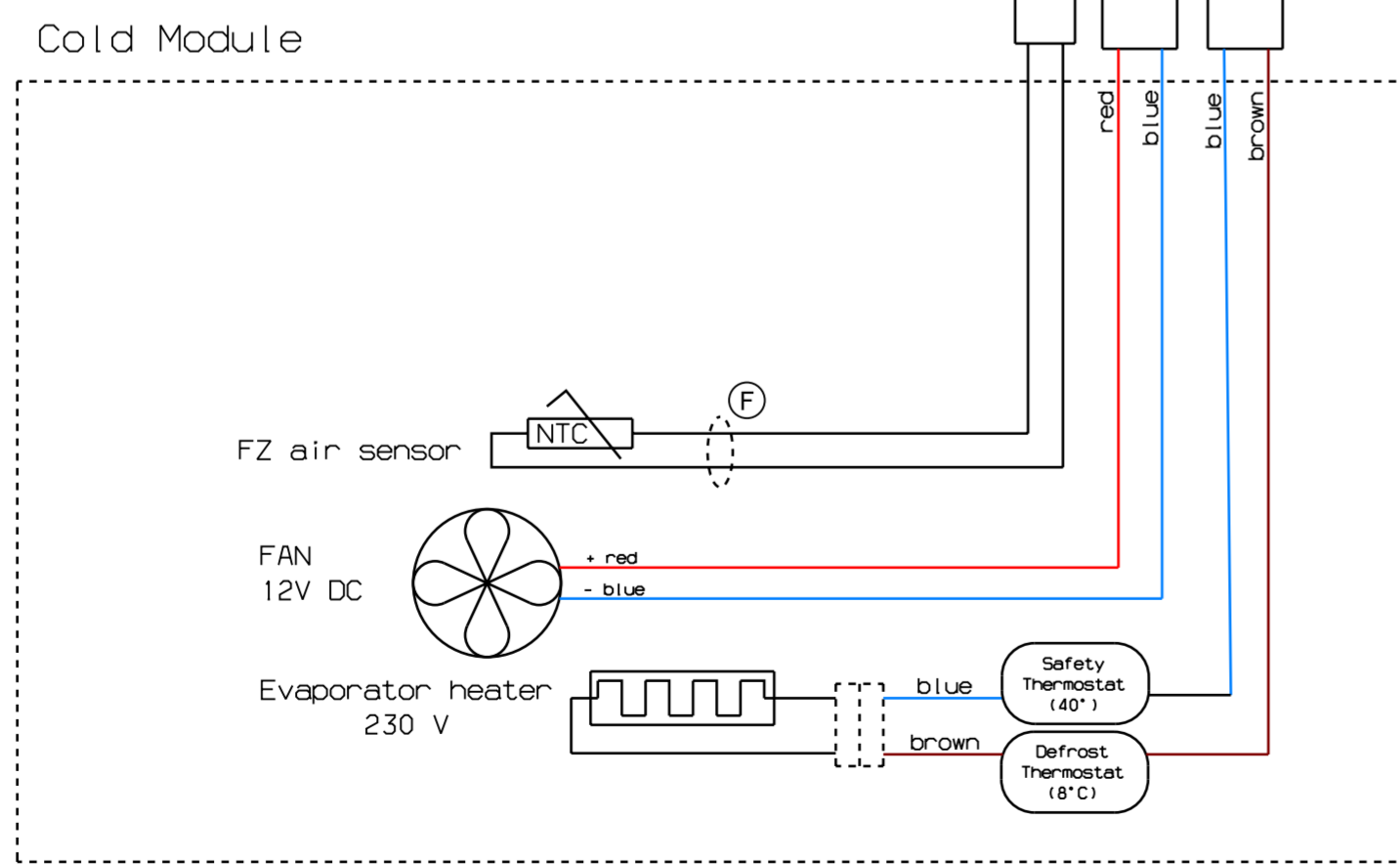
Dimensions, data and characteristics, which are subjected to Statistic Process Control (SPC) are marked with

This drawing contains confidential information and is the property of Electrolux, without whose permission it may not be reproduced, stored in a retrieval system or otherwise used and it is to be returned promptly upon request to the design owner, who is responsible for the drawing.

Components reflected by this drawing must not contain substances or coatings of any of the substances banned according to Dir. 2002/95/EC, RoHS, or substances on the REACH candidate list published on <http://echa.europa.eu/>. They have to conform in all respects with Electrolux "Restricted Materials List" as published on www.electrolux.com. Upon request documentation demonstrating compliance with these requirements shall be immediately provided by the supplier to Electrolux.

GENERAL TOLERANCES
ANGLES
LENGTHS AND DIAMETERS
ISO 2768 - m

Any approved discrepancy will be documented in the Inspection report.
Eventuella godkända avvikelser dokumenteras i Kontrollrapporten.



- (F) Flexible Cord
- (E) Earth Cabinet
- (K) Compressor
- (H) Starting Device
- (C) Run Capacitor
- (J) Motor Protector

A TM 12197: Introduction		CF	2012-03-30
POS.	MODIFICATIONS		DATE
MATERIAL	MODEL	SCALE	EUROPEAN METHOD
TREATMENT	WEIGHT	DESIGN USERS	REPLACES
DESIGN OWNER	DRN	CF	CHD
ABF	DATE 2012-03-30	APPR	EXACT 3D
TITLE		Wiring, Diagram	
NUMBER		243 3941	
REV		A	
SHEET		1/1	

243 3941-00
VARIANT NUMBER



REV A
SHEET 1/1