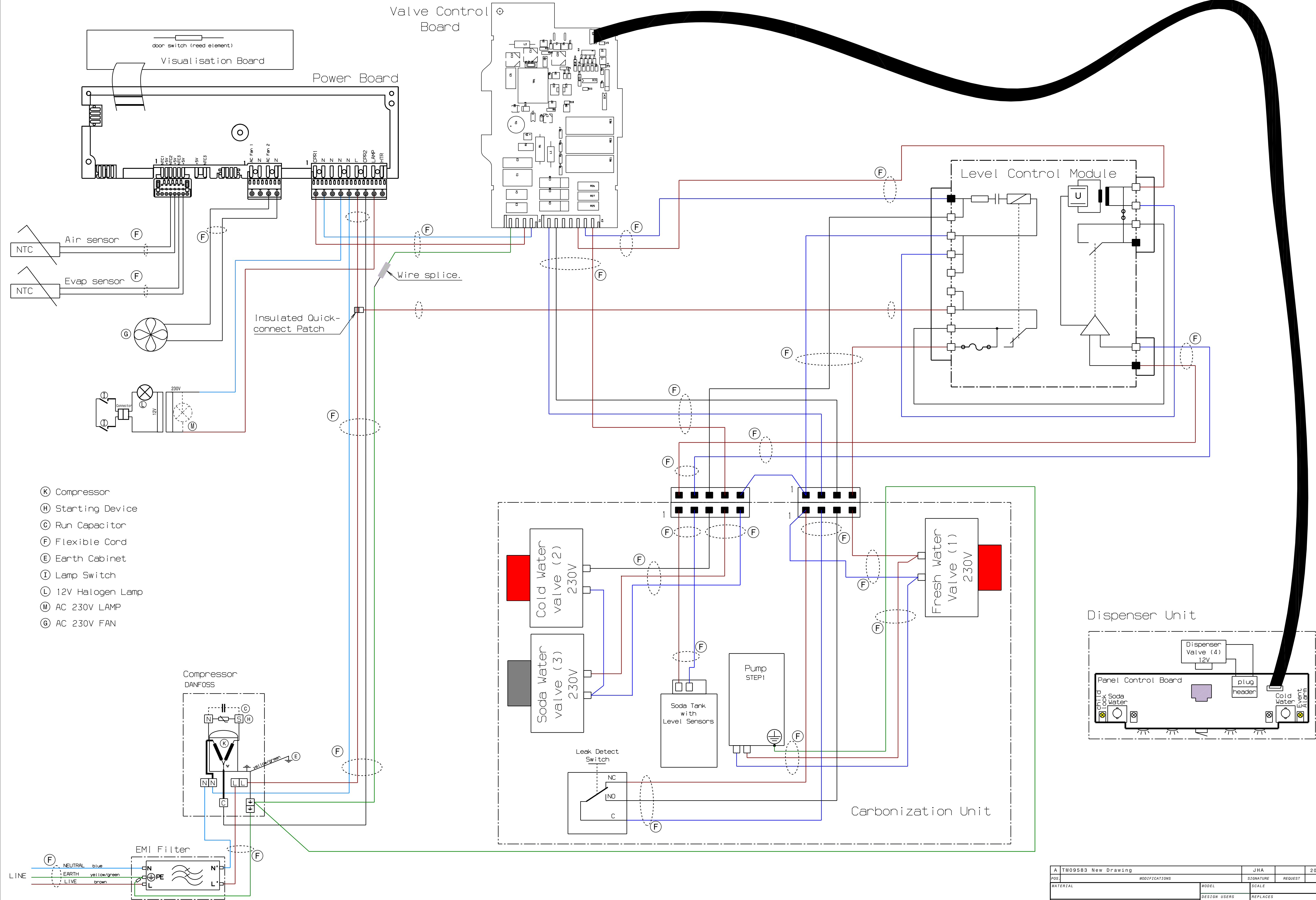
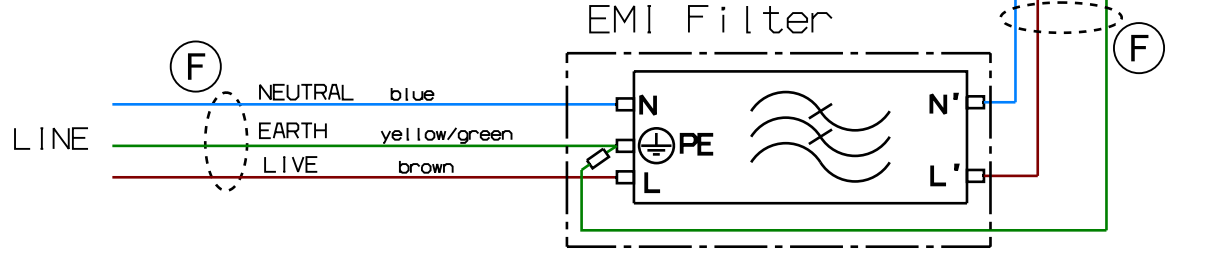
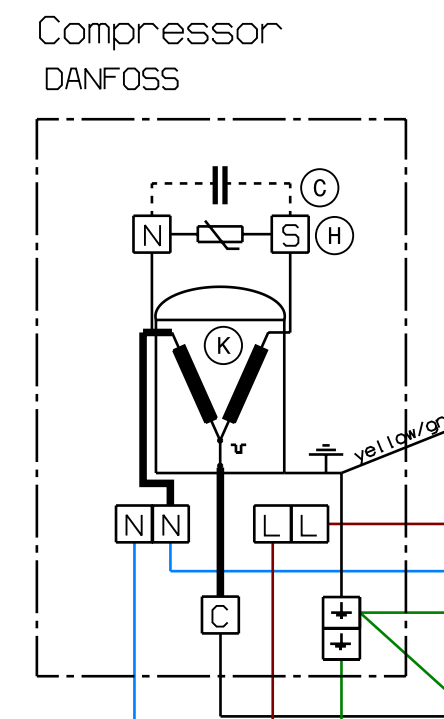


This drawing contains confidential information and is the property of Electrolux. It may not be copied, shown or handed to a third party without the prior written consent of the design owner, who is responsible for the drawing.



- (K) Compressor
- (H) Starting Device
- (C) Run Capacitor
- (F) Flexible Cord
- (E) Earth Cabinet
- (I) Lamp Switch
- (L) 12V Halogen Lamp
- (M) AC 230V LAMP
- (G) AC 230V FAN



A TM09583 New Drawing		JHA	2010-01-25
MODIFICATIONS		REQUEST	DATE
MATERIAL	MODEL	SCALE	EUROPEAN METHOD
TREATMENT	WEIGHT	DESIGN USERS	REPLACES
DESIGN OWNER	DRN	APP	CONCEPT 3D
ABF	JHA	APP	EXACT 3D
DATE 2009-11-04	TITLE		WIRING DIAGRAM
KOPPLINGSSHEMA			REV A
NUMBER			208 7951
SHEET			1 / 1

208 7951-00	-	-	-	-	-
VARIANT NUMBER	REPLACED NUMBER	POS.	MODEL	DESIGN USERS	CHANGES FROM THE BASE NUMBER
8		7		6	5

GENERAL TOLERANCES
ANGLES
LENGTHS AND DIAMETERS