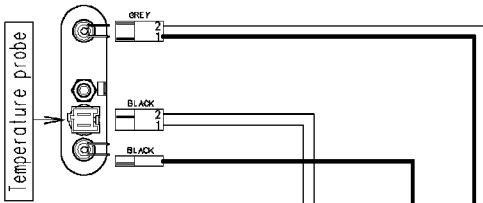
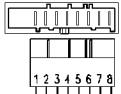


Heating elements (washing)

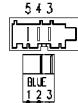


Motor



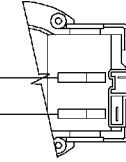
132.12600/

Door safety interlock

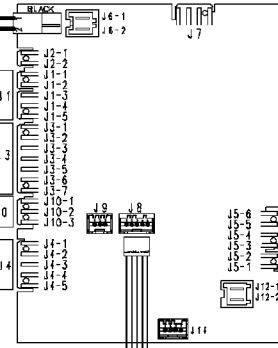


132.12660/

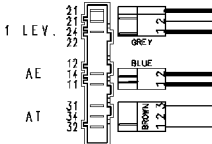
Drain pump



MAIN ELECTRONIC BOARD

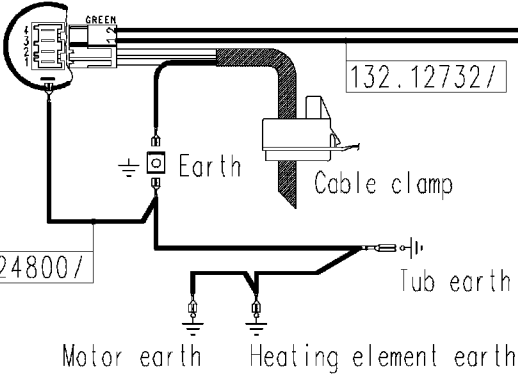


Pressure switch

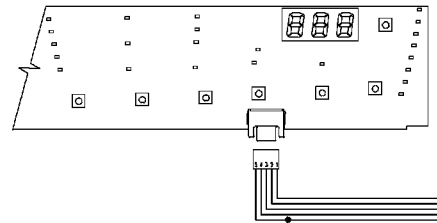


132.12620/

Anti-interference filter

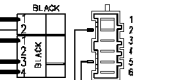


USER INTERFACE BOARD



124.93311/

ON-OFF button



37928556/

Pilot lamp

132.12632/

Prewash valve
Wash valve

