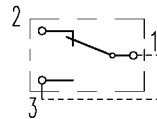
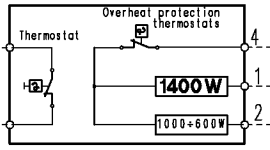


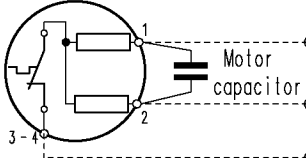
Door safety interlock



Heating element



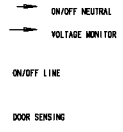
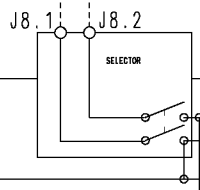
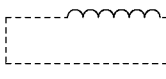
Motor



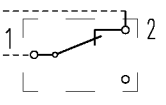
Pump



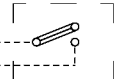
Door safety interlock



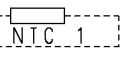
Level switch



Box exchanger



Temperature probe



**POWER P. C. B.**

J8.1 J8.2

JQ6.2

JQ6.1

JQ6.3

JQ6.4

JQ6.5

JQ6.6

JM5.3

JM5.5

JM5.4

JM5.1

JM5.2

CNDS1

CNDS2

Earth

Drum sensor

J5.1

J5.2

J5.3

J5.4

J5.5

1 2 3 4 5

DISPLAY P. C. B.

