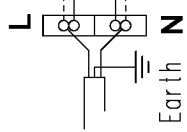
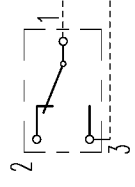


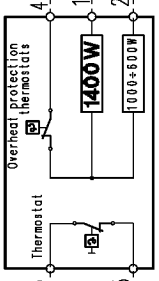
# POWER P. C. B.



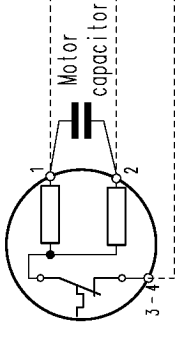
Door safety interlock



Heating element



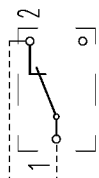
Motor



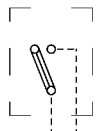
Pump



Level switch



Box exchanger



Temperature probe



Earth



Drum sensor

