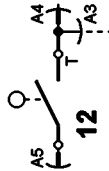
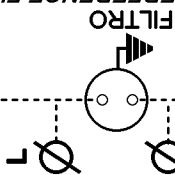


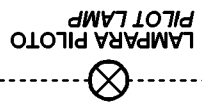
PRESOSTATO
PRESSURE SWITCH



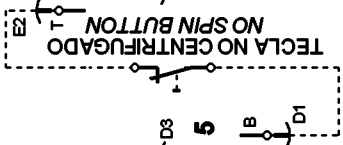
12



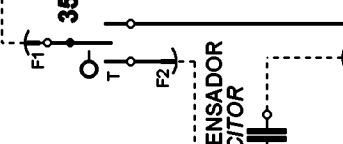
FILTRO
ANTI-INTERFERENCE FILTER



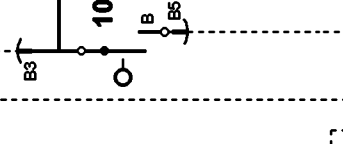
LAMPARA PILOTO
PILOT LAMP



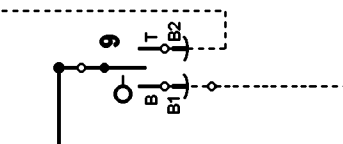
TECLA NO CENTRIFUGADO
NO SPIN BUTTON



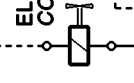
CONDENSADOR
CAPACITOR



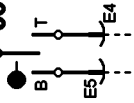
MOTOR PROGRAMADOR
TIMER MOTOR



TERMOSTATO REGULABLE
ADJUSTABLE THERMOSTAT




ELECTROVALVULA
COLD WATER INLET VALVE




TECLA MEDIA CARGA
HALF LOAD BUTTON



MOTOR
MOTOR



MOTOR
MOTOR



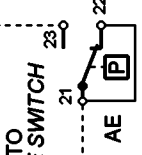
BOMBA DESCARGA
DRAIN PUMP



INTERRUPTOR PUERTA
DOOR SAFETY INTERLOCK

RESISTENCIA
HEATING ELEMENTS

PRESOSTATO
PRESSURE SWITCH



AE