

Motor

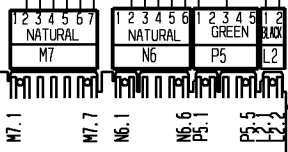
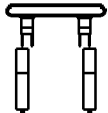
Door safety interlock



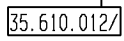
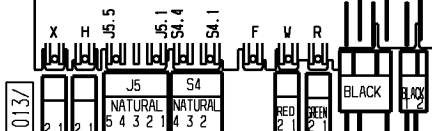
Drain pump



Heating element

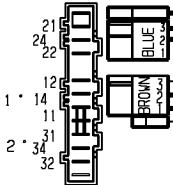


VD 55

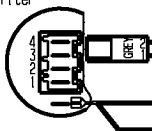


Adjustable thermostat

Security pressure switch



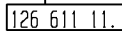
Anti-interference filter



Cold water inlet valve

Motor earth

Heating element earth



Half load button



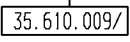
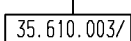
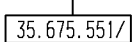
Spin reduction button



Rinse hold button



Pilot lamp



M7.1

M7.7

N6.1

N6.6

P5.1

P5.5

L2.1

L2.2

X

H

J5.5

J5.1

S4.4

S4.1

F

W

R

BA.1

BA.2

BA.3

BA.4

BA.1

BA.2

1

2

3

4

5

1

2

3

4

1

2

1

2

1

2

1

2

1

2

1

2

1

2

1

2

1

2

3

1

2

1

2

1

2

1

2

1

2

1

2

1

2

1

2

1

2

1

2

1

2

1

2

3

1

2

1

2

1

2

1

2

1

2

1

2

1

2

1

2

1

2

1

2

1

2

1

2

3

1

2

1

2

1

2

1

2

1

2

1

2

1

2

1

2

1

2

1

2

1

2

1

2

3

1

2

1

2

1

2

1

2

1

2

1

2

1

2

1

2

1

2

1

2

1

2

1

2

3

1

2

1

2

1

2

1

2

1

2

1

2

1

2

1

2

1

2

1

2

1

2