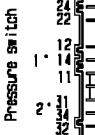
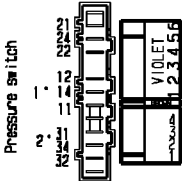
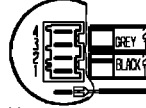


124 112 84.

Security Pressure switch



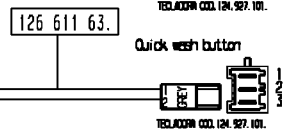
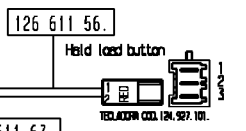
Anti-interference filter



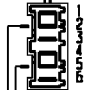
Earth

Cold water inlet valve

Hot water inlet valve



ON/OFF button



Pilot lamp

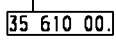
LAMP CO. 124.927.101

Motor earth

Tub earth



Heating element earth



35 610 00.

35 610 015.

126 611 56.

126 611 63.