
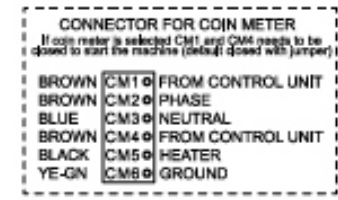
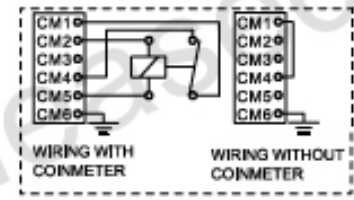


WIRES IN ALL APPLIANCES ———
 WIRES IN SOME APPLIANCES - - -

F: RADIO INTERFERENCE FILTER
 CO: COMPRESSOR
 M: MOTOR
 SV: SWITCHING VALVE
 DS: DOOR SWITCH
 DP: DRAIN PUMP
 FA: FAN
 LB: LIGHT BULB
 COMM: COMMUNICATION FOR MOTOR
 NTC: THERMISTOR
 FS: FLOAT SWITCH
 UI: USER INTERFACE BOARD
 EADBS: EXTRNAL AUTODOSING BOOKING SYSTEM



SERVICE MENU:
 TURN OFF POWER (S1)
 HOLD S6 AND S7 THEN TURN POWER ON (S1)
 HOLD S6 AND S7 FOR ANOTHER 5 SEC WHEN POWER IS ON

ROTATE DIAL J1 TO SCROLL THROUGH SERVICE MENU
 PRESS S3 TO ACCESS MENU STEP
 FOR LEAVING EACH STEP TO BACK MENU, PRESS S7
 PRESSING S3 STORES ALL SELECTIONS MADE AND EXITS SERVICE MENU

