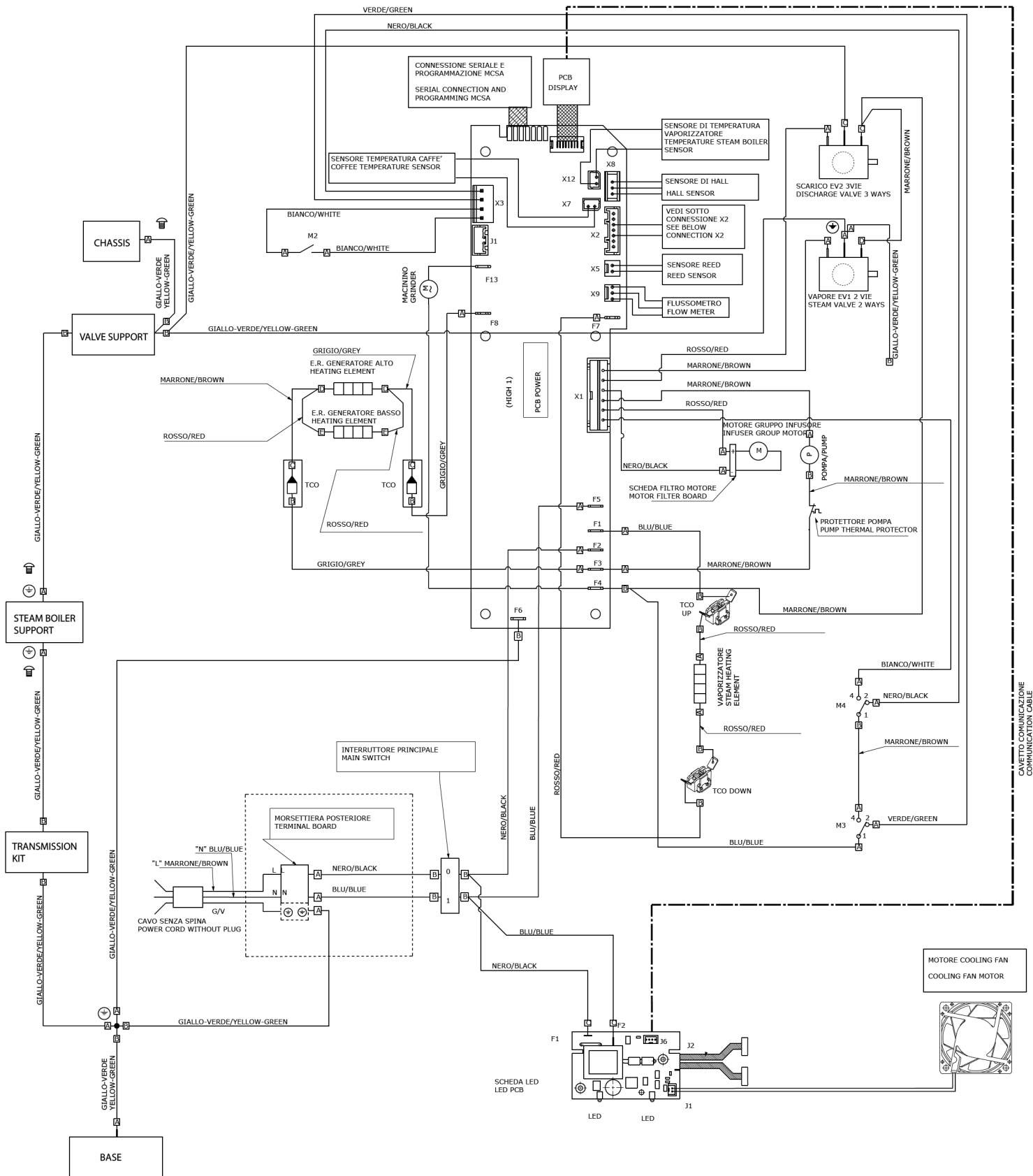
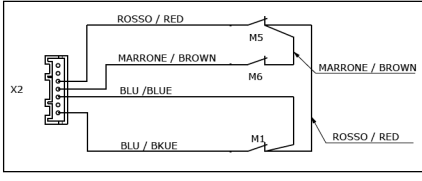


# ELECTRICAL DIAGRAM

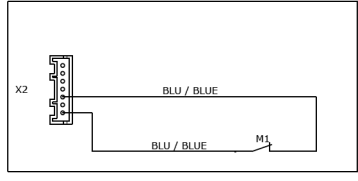


CAVETTO COMUNICAZIONE COMMUNICATION CABLE

CONNESSIONE X2 CONNECTION X2  
VERSIONE IFD / IFD VERSION



CONNESSIONE X2 CONNECTION X2  
VERSIONE S.V. / SUPER STEAM VERSION



LEGENDA MICRO / MICROSWITCHES	
M1	INFUSORE ALTO / INFUSER TOP POSITION
M2	INFUSORE BASSO / INFUSER BOTTOM POSITION
M3	CASSETTO FONDI / COFFEE GROUNDS CONTAINER
M4	PORTINA SERVICE / SERVICE DOOR
M5	PRESENZA DISPOSITIVO IFD / IFD DEVICE IN PLACE
M6	PRESENZA EROGATORE ACQUA CALDA / HOT WATER SPOUT IN PLACE