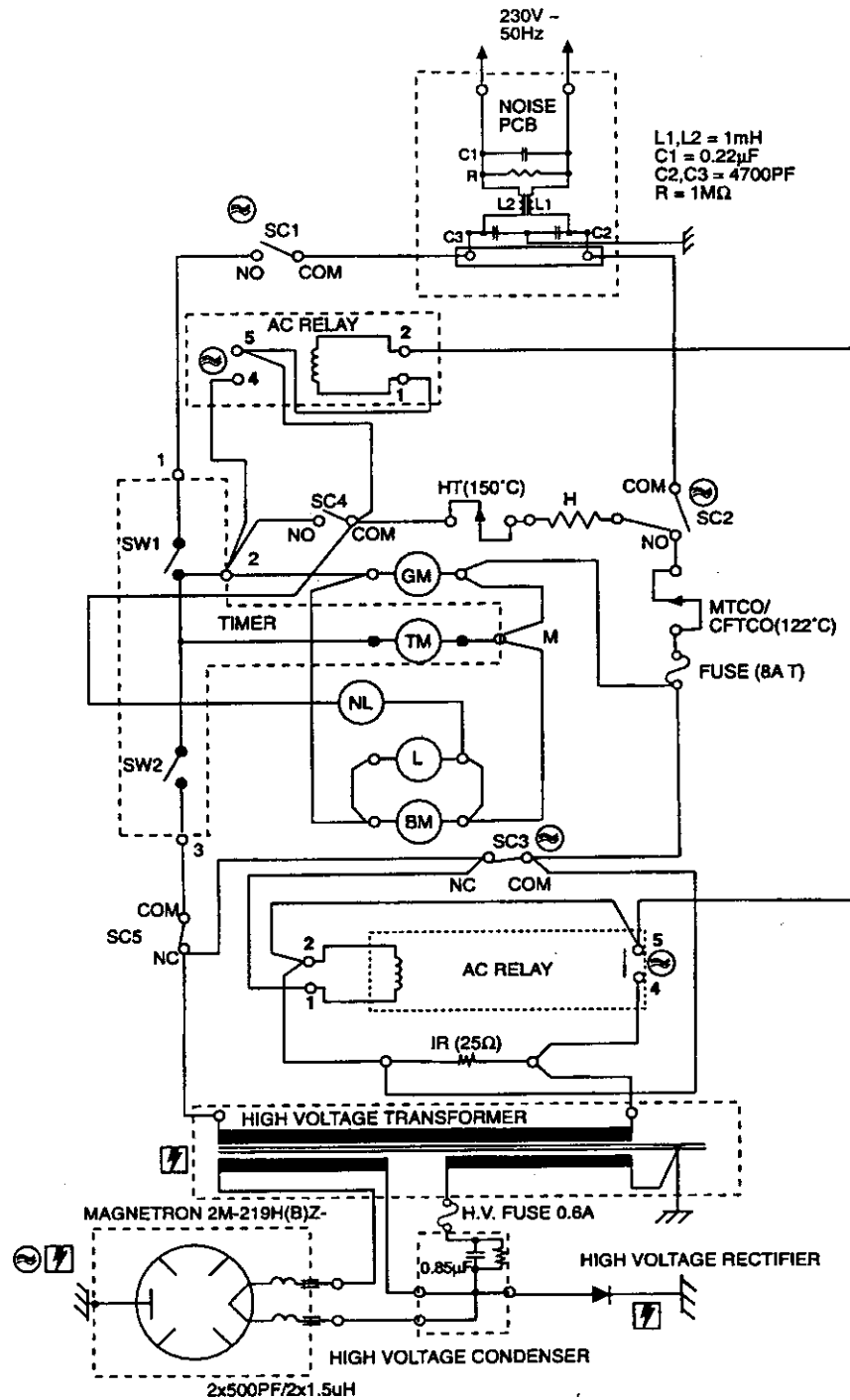






CIRCUIT DIAGRAM
EM-G2210 (Europe)

OVEN CONDITION
DOOR : OPEN



- SC1 : PRIMARY INTERLOCK SWITCH
- SC2 : DOOR SENSING SWITCH
- SC3 : INTERLOCK MONITOR SWITCH
- SC4 : HEATER ON/OFF SWITCH (IN CONTROL)
- SC5 : MICRO ON/OFF SWITCH (IN CONTROL)
- HT : HEATER THERMOSTAT
- MTCO/CFTCO : MAGNETRON/CAVITY FIRE THERMAL CUT OUT
- TM : TIMER MOTOR
- BM : BLOWER MOTOR
- GM : GEAR MOTOR
- L : CAVITY LAMP
- H : GRILL HEATER
- IR : INRUSH RESISTOR
- SW1: TIME SWITCH
- SW2: POWER SWITCH
- NL : NEON LAMP

 - The parts marked with  are supplied with a high voltage which exceeds 250V.

 - The parts marked with  have special characteristics important for microwave leakage. When replacing any of these parts use only manufacturer's specified parts.