

NOT INCLUDED IN THE ASSEMBLY

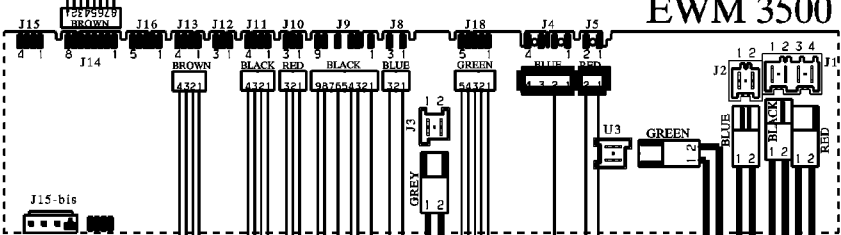
132 5244 0/

132 5230 1/

NATURAL 20

LCD full graphic

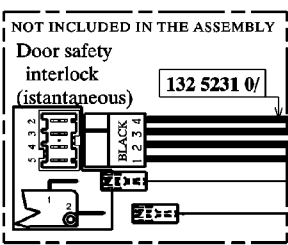
External full graphic board



NOT INCLUDED IN THE ASSEMBLY

Drum Light

132 4376 1/



Analogic pressure level

132 5229 2/

132 5225 0/

Prewash valve

Wash valve

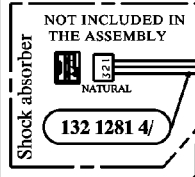
Bleaching valve

132 5232 0/

Flow sensor

132 5426 0/

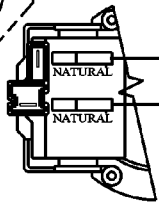
132 5424 0/



132 5429 0/

Weight Sensor Board

Drain pump



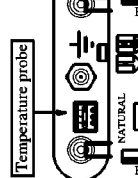
132 5226 0/

General earth

Anti interference filter

132 5240 0/

Heating element

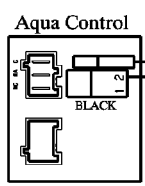


132 5237 0/

132 5238 0/



External motor control board



132 5221 0/

Tub earth

132 5222 0/

132 5239 0/

NATURAL 1 2 3 4 5

Cim motor

Motor endshield

NATURAL

NOT INCLUDED IN THE ASSEMBLY