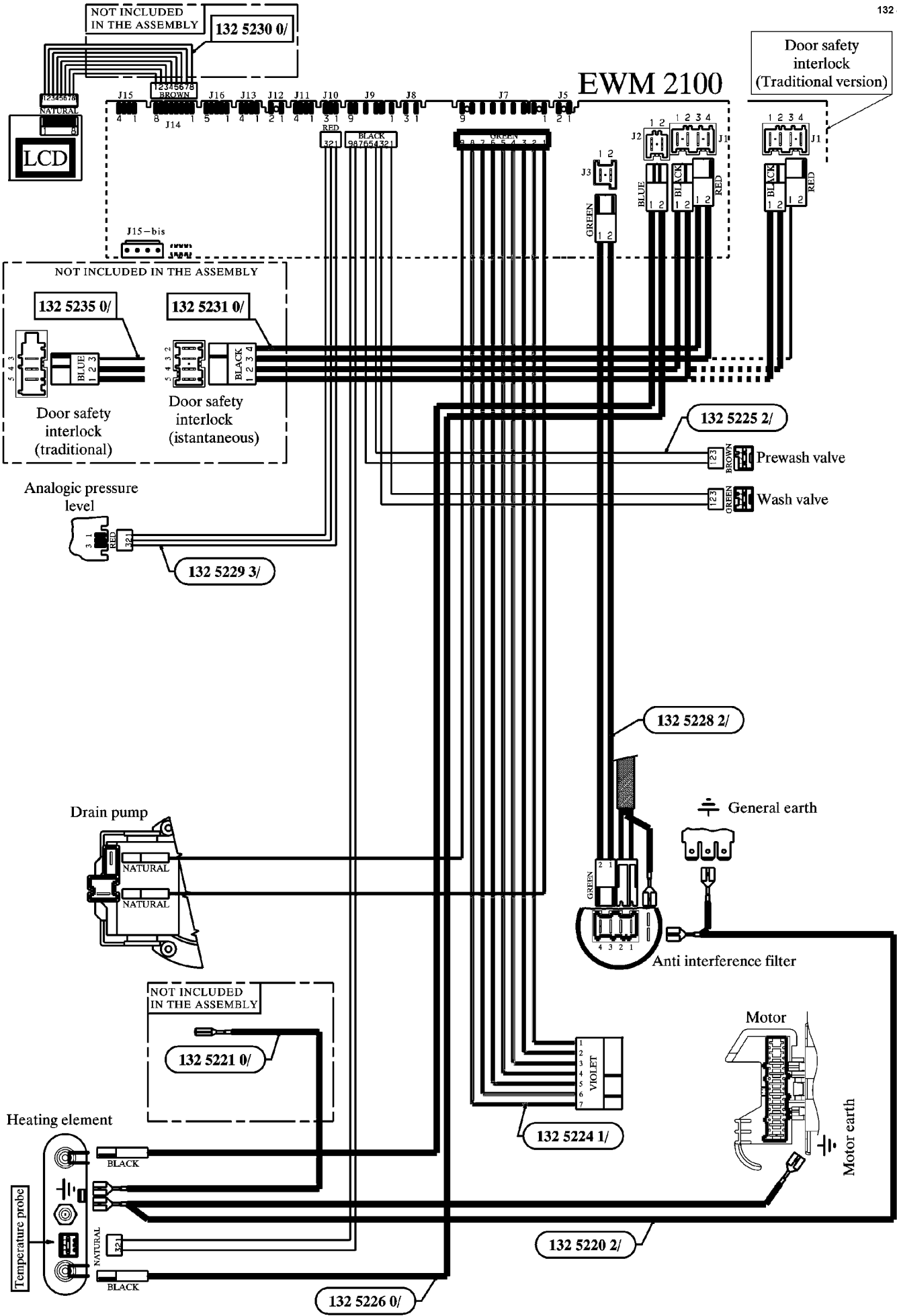


EWM 2100



NOT INCLUDED IN THE ASSEMBLY

132 5230 0/

Door safety interlock (Traditional version)

LCD

J15-bis

NOT INCLUDED IN THE ASSEMBLY

132 5235 0/

132 5231 0/

Door safety interlock (traditional)

Door safety interlock (instantaneous)

Analogic pressure level

132 5229 3/

132 5225 2/

Prewash valve

Wash valve

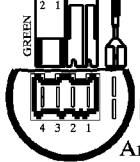
Drain pump



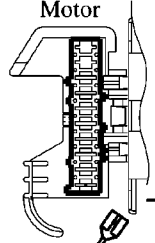
General earth



Anti interference filter



Motor

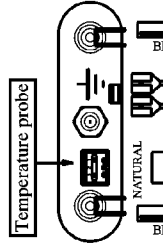


Motor earth

NOT INCLUDED IN THE ASSEMBLY

132 5221 0/

Heating element



132 5224 1/

132 5220 2/

132 5226 0/