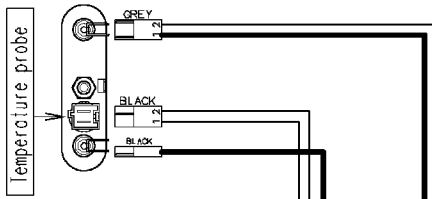
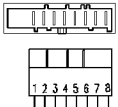


Heating elements

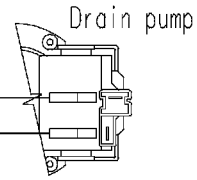
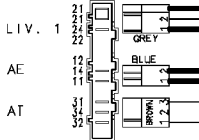


Motor



132.24960/

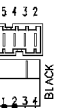
Pressure switch



132.24940/

MAIN ELECTRONIC BOARD

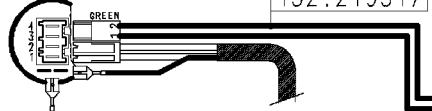
EWM1000 PLUS



132.24971/

132.12806/

Anti-interference filter



132.24951/

Earth

Tub earth

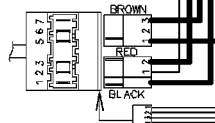
132.24801/

Motor earth

Heating element earth

USER INTERFACE BOARD

Programme selector



124.93313/

Prewash valve

Wash valve

132.24630/

