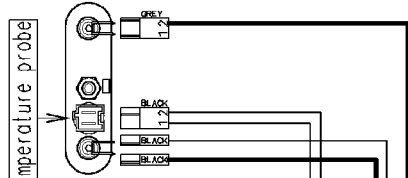
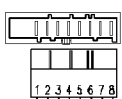


Heating elements

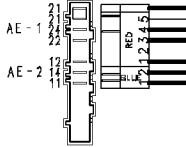


Motor



Pressure switch

132.24300/

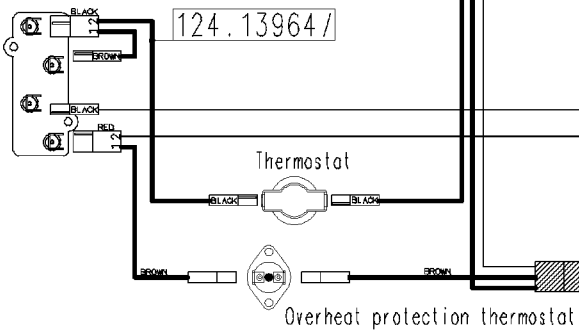


Analogic pressure level



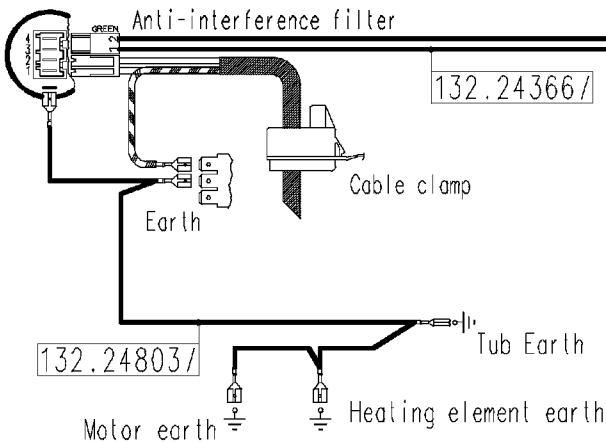
Heating elements (drying)

124.13964/



Anti-interference filter

132.24366/



132.24803/

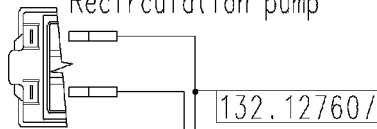
Motor earth Heating element earth

132.24320/

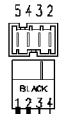
Wash valve
Prewash valve
Condensation valve



Recirculation pump

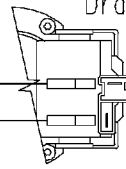


Door safety interlock

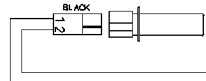


Drain pump

132.24331/



Temperature probe (umidity control)



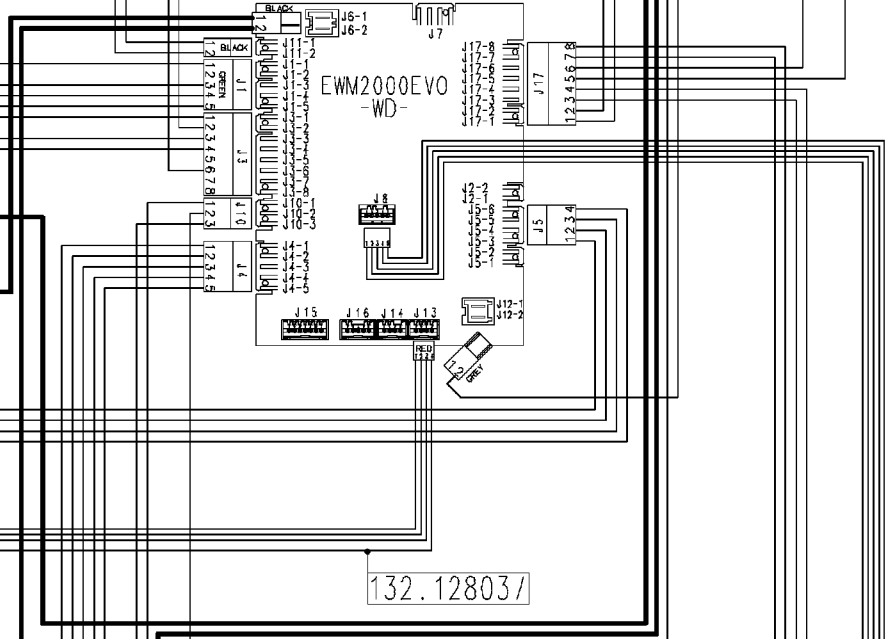
Fan Motor



MAIN ELECTRONIC BOARD

EWM2000EVO

-WD-



132.12803/

132.24352/

Temperature probe (drying)

132.24380/

Buzzer

124.93314/

USER INTERFACE BOARD

124.93313/

124.93311/

ON-OFF button

37928556/

Pilot lamp