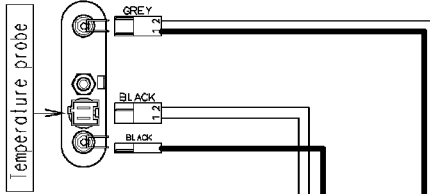
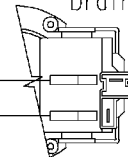


Heating elements



Drain pump



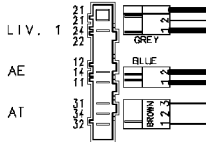
132.24940/

Motor



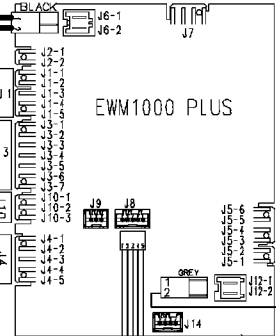
132.24960/

Pressure switch



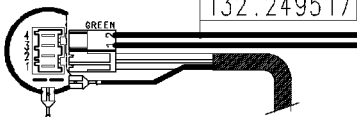
MAIN ELECTRONIC BOARD

EWM1000 PLUS



132.24931/

Anti-interference filter



132.24951/

132.12806/

Earth

Tub earth

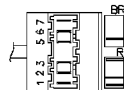
132.24801/

Motor earth

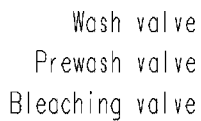
Heating element earth

USER INTERFACE BOARD

Programme selector



124.93313/



132.24920/

