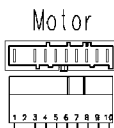
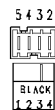
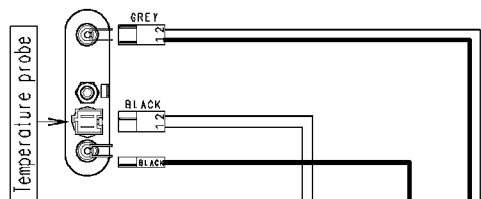


Door safety interlock

Heating elements

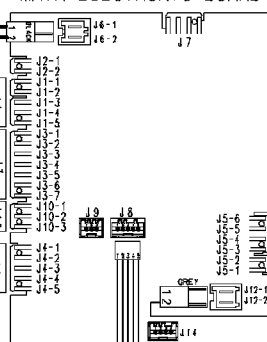


Drain pump

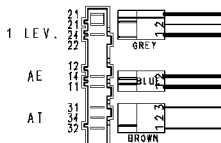
132.12671/

132.12610/

MAIN ELECTRONIC BOARD

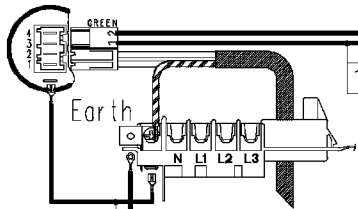


Pressure switch



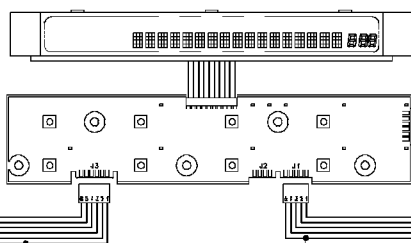
132.12620/

Anti-interference filter

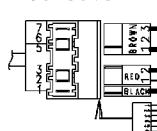


132.12742/

USER INTERFACE BOARD



Programme selector



124.93313/

132.24220/

124.11050/

Junction box

124.96300/

124.96290/

Tub earth

Motor earth

Heating element earth

132.12630/

Prewash valve

Wash valve

