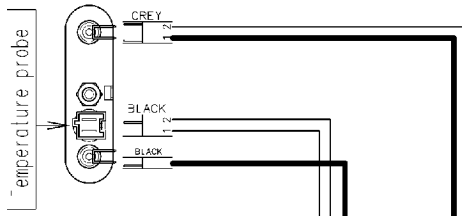
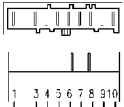


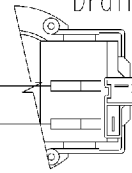
Heating elements



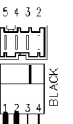
Motor



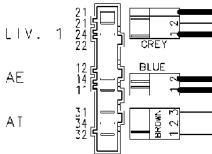
Drain pump



132.24940/



Pressure switch



132.24650/

MAIN ELECTRONIC BOARD

EWM1000 PLUS

132.24931/

132.12806/

Anti-interference filter



132.24951/

132.24801/

Earth

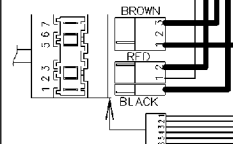
Tub earth

Motor earth

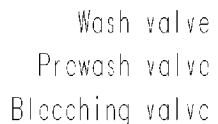
Heating element earth

USER INTERFACE BOARD

Programme selector



124.93313/



132.24920/