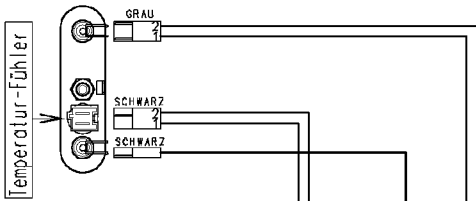
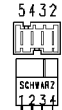


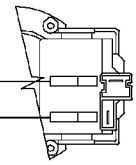
Heizung



Türverriegelung

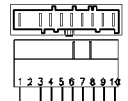


Ablaufpumpe



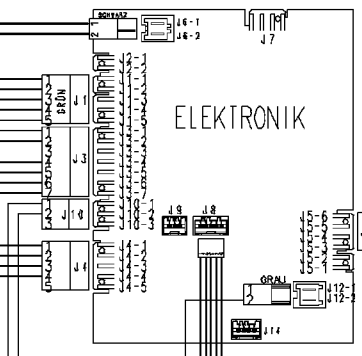
132.24970/

Motor

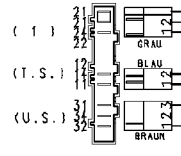


132.24650/

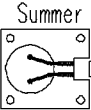
ELEKTRONIK



Sicherheits-Niveauschalter

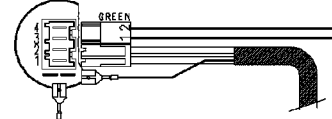


132.24940/



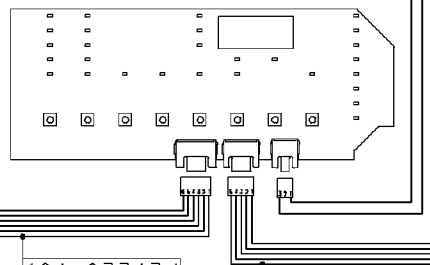
124.93314/

Funkentstörfilter

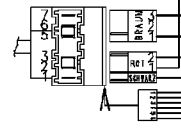


132.24950/

ANZEIGE-MODUL



Programmwähler



124.93313/

124.93311/

132.24801/

Erdung

Erdung, Bottich

Erdung, Motor

Erdung, Heizung

132.24630/

Wasserventil-Vorwäse
Wasserventil, Hauptwäse



-G22 VERSION-

132.24740/

124.96290/

