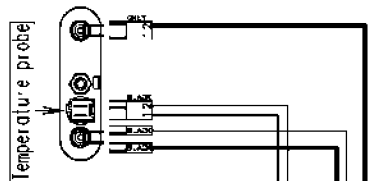


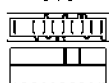
Recirculation pump

Door safety interlock

Heating elements

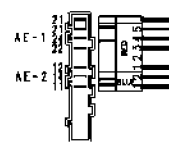


Motor



132.24311/

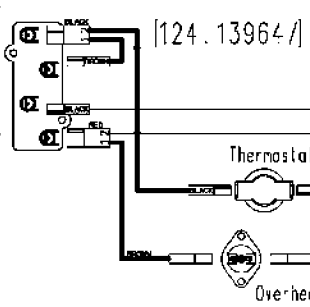
Pressure switch



Analogic pressure level



Heating elements (drying)

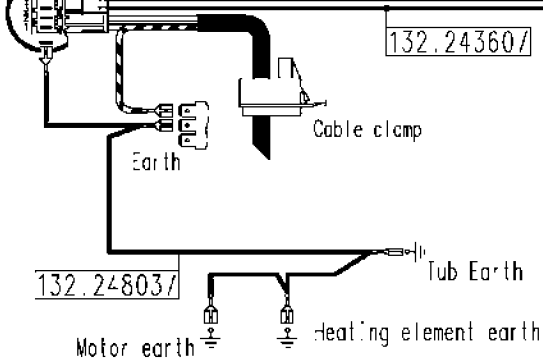


124.13964/

Thermostat

Overheat: protection: thermostat

Anti-interference filter




132.24360/

132.24803/

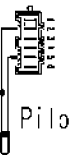
Wash valve
 Prewash valve
 Condensation valve

132.24320/



137928556/

ON-OFF button

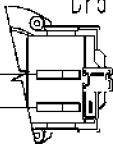


Pilot lamp

132.12760/

132.24340/

Drain pump

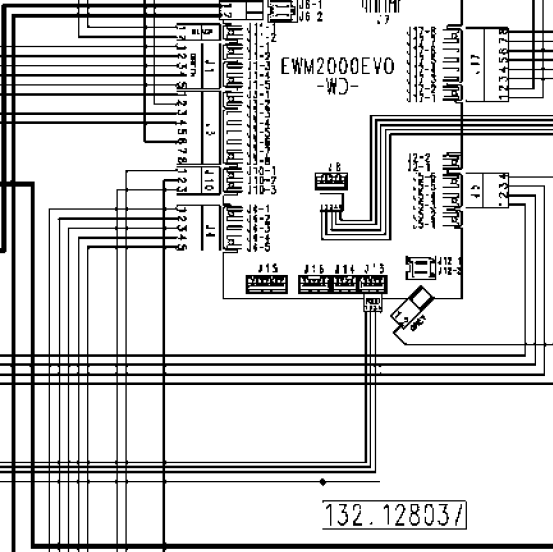


Temperature probe (umidity control)



MAIN ELECTRONIC BOARD

EWM2000EVO -WC-



132.12803/

132.24352/

Temperature probe (crying)

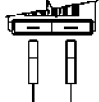


132.24380/

5432



Fan Motor



124.93311/

