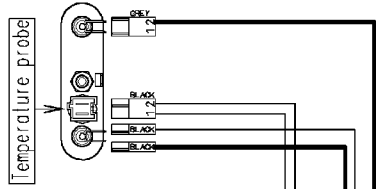


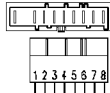
Heating elements

Recirculation pump

Door safety interlock

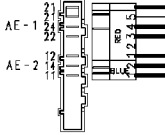


Motor



132.24301/

Pressure switch

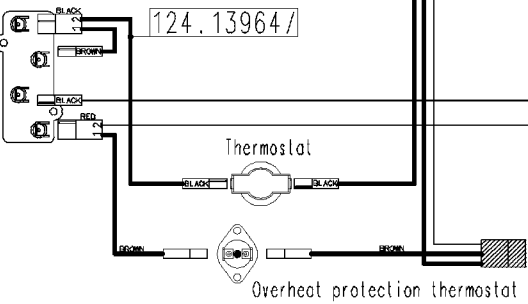


Analogic pressure level

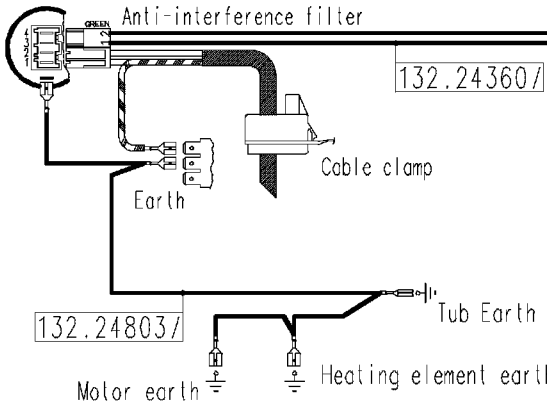


Heating elements (drying)

124.13964/



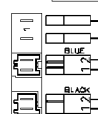
Anti-interference filter



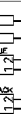
132.24803/

132.24360/

Wash valve
Prewash valve
Condensation valve



132.24320/



BLACK



BLUE



BLACK




BLACK



BLACK



BLACK



BLACK



BLACK



BLACK



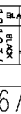
BLACK



BLACK



BLACK



BLACK



BLACK



BLACK



BLACK



BLACK



BLACK



BLACK



BLACK



BLACK

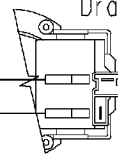


BLACK

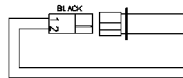
132.12760/

132.24340/

Drain pump



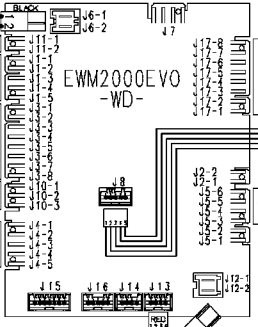
Temperature probe (umidity control)



Fan Motor



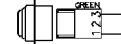
MAIN ELECTRONIC BOARD



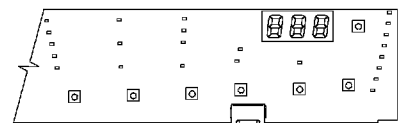
132.12803/

132.24352/

Temperature probe (drying)

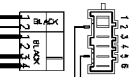


132.24380/



124.93311/

ON-OFF button



37928556/

Pilot lamp

