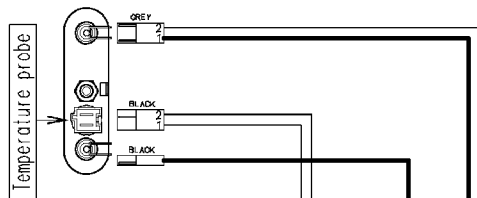
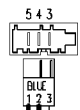


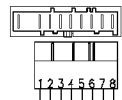
### Heating elements (washing)



### Door safety interlock

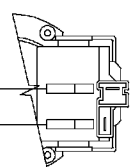


### Motor



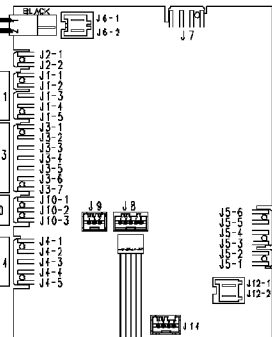
132.24960/

### Drain pump

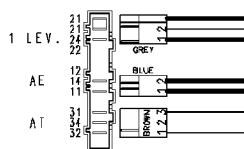


132.34450/

### MAIN ELECTRONIC BOARD

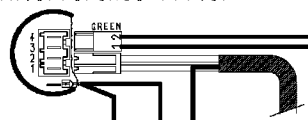


### Pressure switch



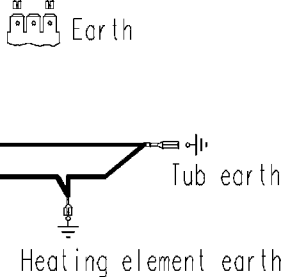
132.24940/

### Anti-interference filter

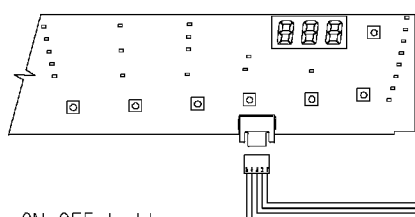


132.24640/

132.24801/

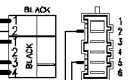


### USER INTERFACE BOARD



124.93311/

### ON-OFF button



37928556/

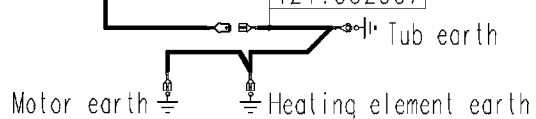
### Pilot lamp

132.24630/

### -G22 VERSION-

132.24740/

124.96290/



Prewash valve  
Wash valve

