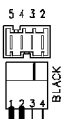


Recirculation pump

132.12760/

Door safety interlock

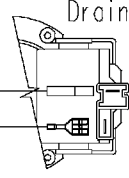
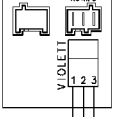
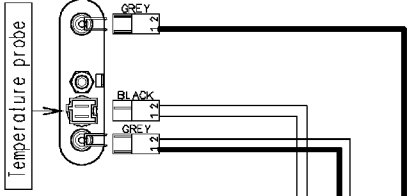


Heating elements

Acqua control

Door locked lamp

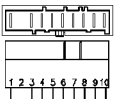
37928593/



132.24430/

132.24410/

Motor

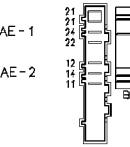


132.12613/

MAIN ELECTRONIC BOARD

EWM2000 EVO WM

Pressure switch



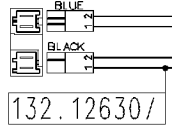
Analogic pressure level

132.12801/



132.12672/

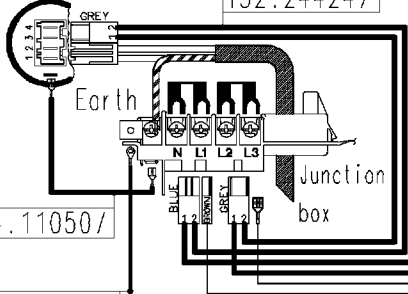
Prewash valve
Wash valve



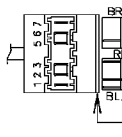
132.12630/

Anti-interference filter

132.24424/

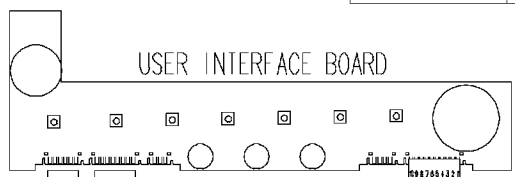


Programme selector



132.12805/

USER INTERFACE BOARD



132.12820/

124.11050/

124.34042/

Tub earth

Motor earth

Heating element earth

