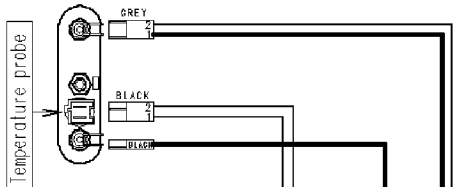


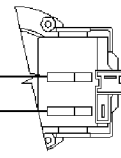
Heating elements



Motor



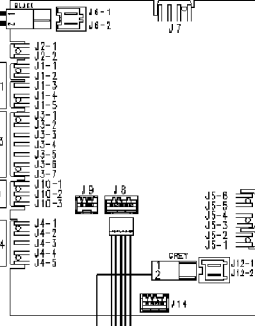
132.12610/



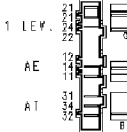
Drain pump

132.12671/

MAIN ELECTRONIC BOARD

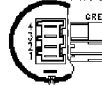


Pressure switch



132.12620/

Anti-interference filter



132.12742/

132.24800/

132.12630/

132.24220/

124.93313/

132.24220/

132.24220/

132.24220/

132.12742/

132.24800/

Earth

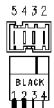

Tub earth

Motor earth

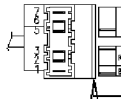
Heating element earth

Prewash valve

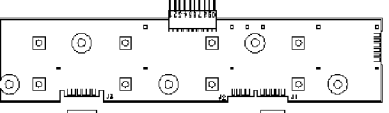
Wash valve



Programme selector



USER INTERFACE BOARD



124.93313/

132.24220/

132.12630/