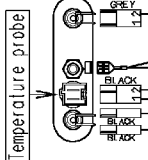


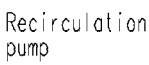
Tub earth

132.24000/

Heating elements



Door safety interlock



132.24020/



Drain pump

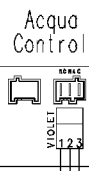
132.24130/



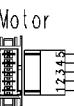
Temperature probe (humidity control)



EXTERNAL MOTOR CONTROL BOARD



132.12809/



MAIN ELECTRONIC BOARD

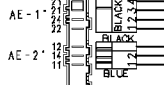
EWM3000 -WD-

Motor endshield

132.24190/

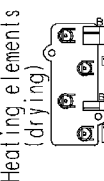
Pressure switch

132.24140/



132.12803/

Anlogic pressure level

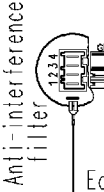


124.13964/

Thermostat

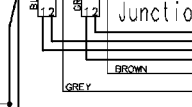
Overheat protection thermostat

132.24470/



132.24461/

124.11050/



132.02150/

Drying pipe earth

132.12812/

Flow sensor

Controls support earth

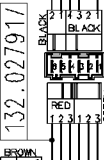
Wash valve

Prewash valve

Condensation valve

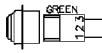
132.24320/

Programme selector



132.02791/

Temperature probe (drying)



132.24380/

132.12806/

USER INTERFACE BOARD

124.80380/

124.93313/