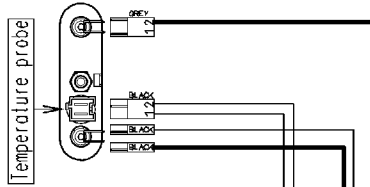
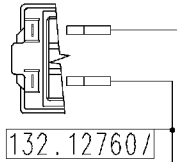


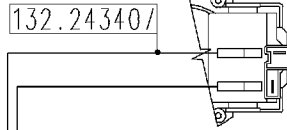
Heating elements



Recirculation pump



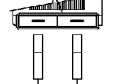
Drain pump



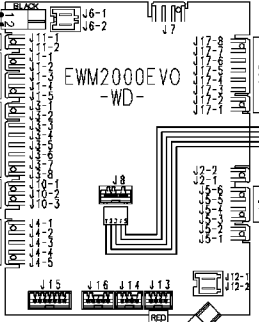
Temperature probe (umidity control)



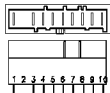
Fan Motor



MAIN ELECTRONIC BOARD

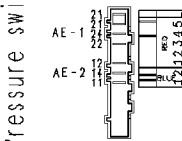


Motor



132.24311/

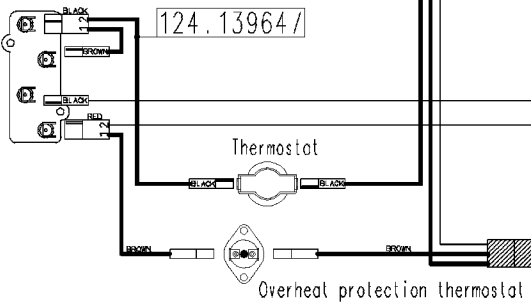
Pressure switch



Analogic pressure level



Heating elements (drying)



132.12803/

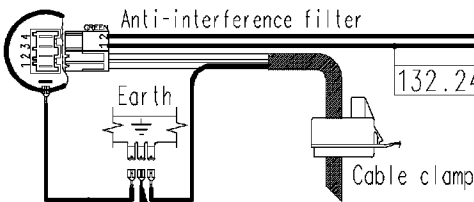
132.24352/

Temperature probe (drying)



132.24380/

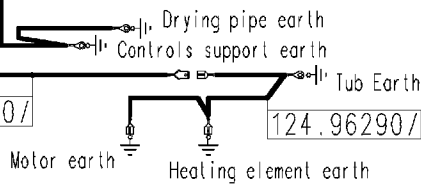
Anti-interference filter



132.24360/

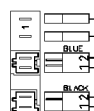
132.24810/

132.24830/

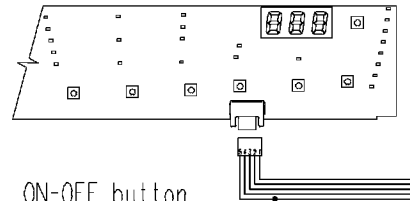


132.24320/

Wash valve
Prewash valve
Condensation valve



USER INTERFACE BOARD



124.93311/

ON-OFF button



37928556/

Pilot lamp

