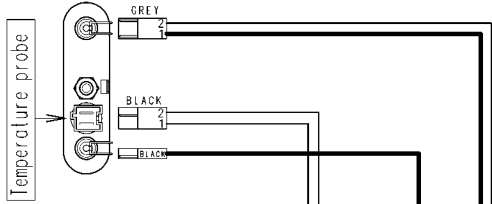
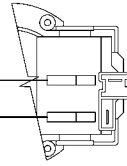
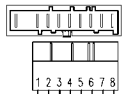


Heating elements



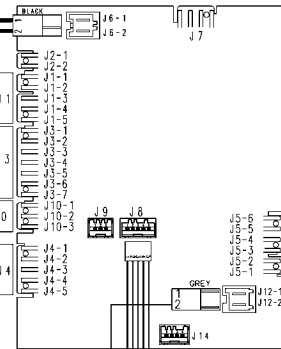
Motor



Drain pump

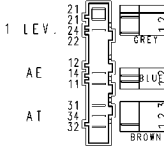
132.12672/

MAIN ELECTRONIC BOARD



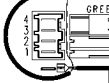
132.12600/

Pressure switch



132.12620/

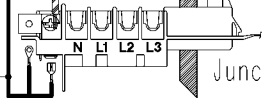
Anti-interference filter



132.12745/

Earth

124.11050/



Junction box

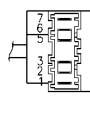
124.34040/

Tub earth

Heating element earth

Motor earth

Programme selector



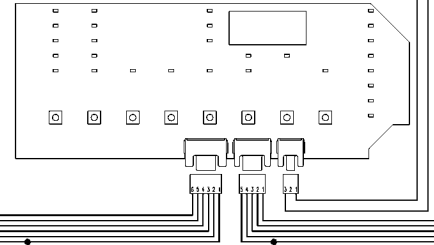
132.12630/

Buzzer



124.93314/

USER INTERFACE BOARD



132.12808/

124.93311/

Prewash valve

Wash valve

