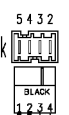
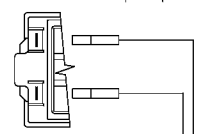
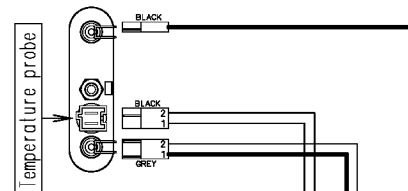


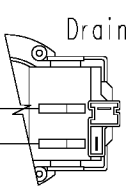
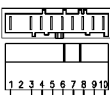
Heating elements

Recirculation pump

Door safety interlock



Motor



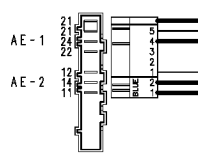
132.12840/

132.12610/

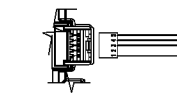
MAIN ELECTRONIC BOARD

EWM2000 EVO WM

Pressure switch



Analogic pressure level

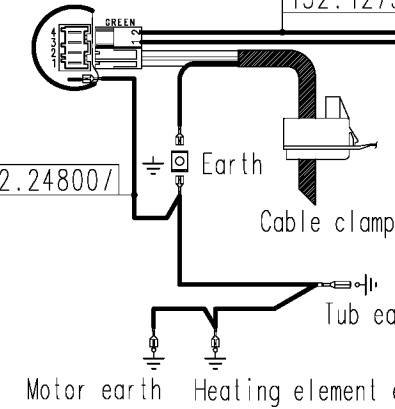


132.12801/

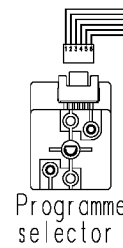
132.12650/

Anti-interference filter

132.12732/



132.24800/

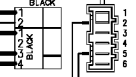


USER INTERFACE BOARD

124.93313/

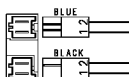
124.93311/

ON/OFF button



37928556/

Prewash valve
Wash valve



132.12630/

Pilot lamp