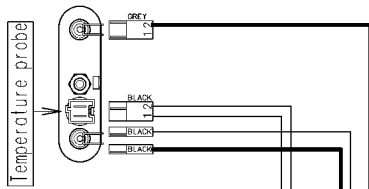


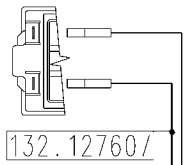
124 917190b

Heating elements

Door safety interlock

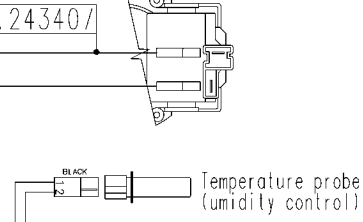


Recirculation pump



132.24340/

Drain pump

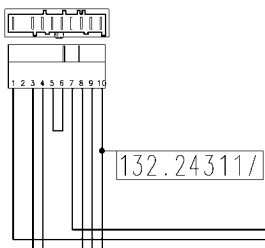


5432

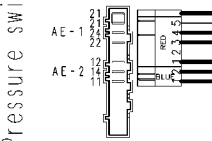
Door locked lamp

37928593/

Motor



Pressure switch



MAIN ELECTRONIC BOARD

EWM2000EVO

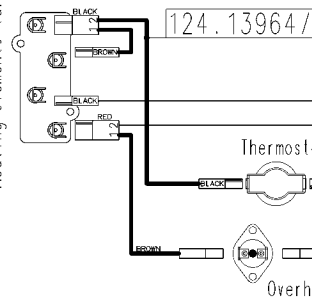
-WD-

Analogic pressure level



132.12803/

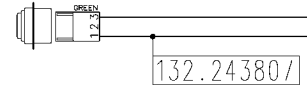
Heating elements (drying)



124.13964/

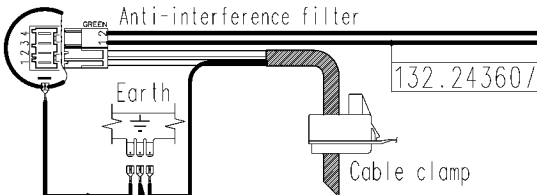
132.24352/

Temperature probe (drying)



132.24380/

Anti-interference filter



132.24360/

132.24810/

132.24830/

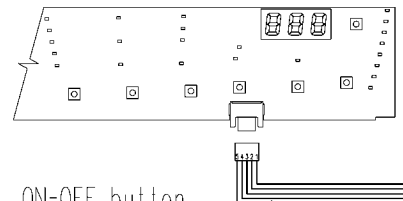
Motor earth Heating element earth

132.24320/

Wash valve Prewash valve Condensation valve

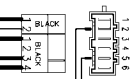


USER INTERFACE BOARD



124.93311/

ON-OFF button



37928556/

Pilot lamp