

124 916980b

Tub earth

Door safety interlock

Heating elements

132.24001/

Temperature probe

Door locked lamp

Recirculation pump

5 4 3 2
BLACK
1 2 3 4

132.24023/

Drain pump

132.24063/

37928598/

132.12815/

EXTERNAL MOTOR CONTROL BOARD

Motor

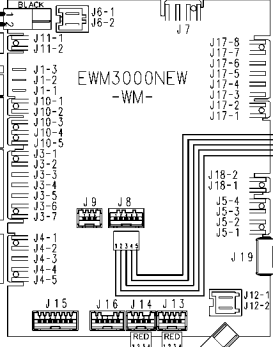
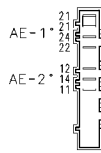
MAIN ELECTRONIC BOARD

EWM300NEW
-WM-

132.24011/

Pressure switch

132.24033/



Analogic pressure level

132.12802/

132.24071/

132.12818/

Flow sensor

132.12811/

Prewash valve

Wash valve

132.12632/

USER INTERFACE BOARD

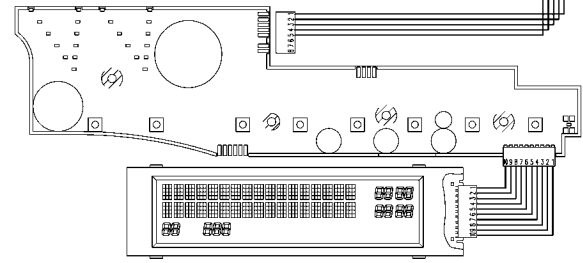
Anti-interference filter

132.24053/

Earth

132.24840/

Cable clamp



ON/OFF button

Pilot lamp

1 2 3 4 5 6
BLACK
1 2 3 4

37928556/