

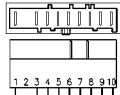
Heating elements

Recirculation pump

Door safety interlock

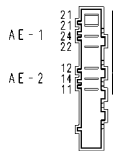
Temperature probe

Motor



132.12616/

Pressure switch



Analogic pressure level



132.12802/

Anti-interference filter



132.12737/

132.24841/



Earth

Cable clamp

124.96290/



Tub earth

Motor earth

Heating element earth

Prewash valve

Wash valve

132.12632/

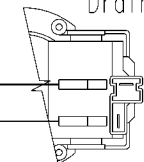


132.12761/

Door locked lamp

37928595/

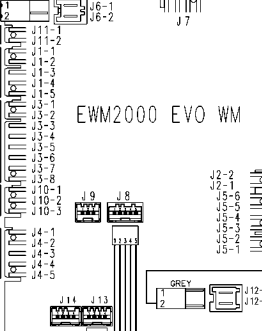
Drain pump



132.12845/

MAIN ELECTRONIC BOARD

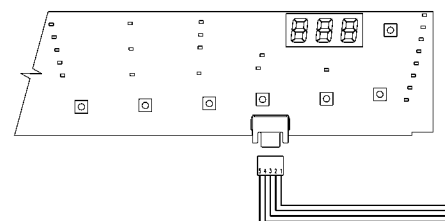
EWM2000 EVO WM



5 4 3 2

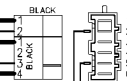


USER INTERFACE BOARD



124.93315/

ON/OFF button



37928556/

Pilot lamp