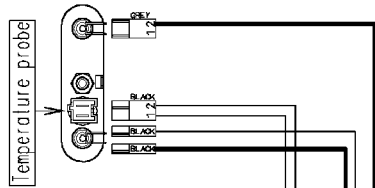
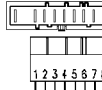


Door safety interlock

Heating elements

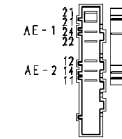


Motor



132.24300/

Pressure switch

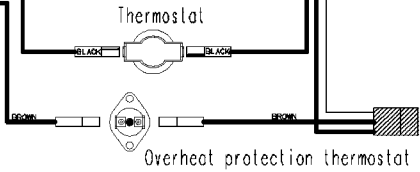


Analogue pressure level



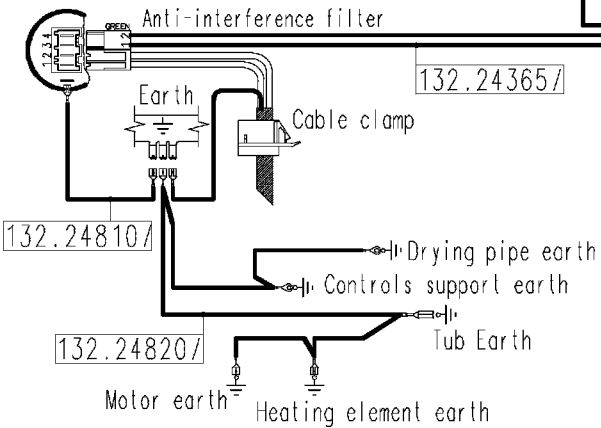
Heating elements (drying)

124.13964/



Anti-interference filter

132.24365/



132.24810/

132.24820/

Motor earth Heating element earth

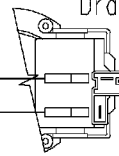
132.24320/

Wash valve  
 Prewash valve  
 Condensation valve



Drain pump

132.24341/

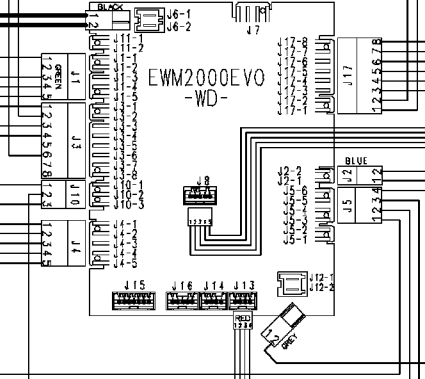


Temperature probe (umidity control)



MAIN ELECTRONIC BOARD

EWM2000EVO -WD-



132.12803/

132.24352/

Temperature probe (drying)



132.24380/

Door locked lamp

37928593/

5432

BLACK

1 2 3 4

Fan Motor



Temperature probe (drying)



132.24380/

ON-OFF button

37928556/



Pilot lamp

124.93311/

